OPTIMUS

SKU CODE

SPC -12
3528001 (Beige)
3528002 (Grey)

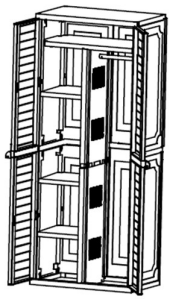



ISO 9001 : 2015
Reg.No.000435-1-MY-1-QMS

Read the instructions carefully. Remove all the wrappings ,
staples and straps from the carton.
Refer to the hardware and furniture part list for guidance.
Make sure that you have all the parts before you start assembling.
Place all the wooden furniture parts on a clean, and soft surface,
such as a carpet or rubbermat to prevent scratches

CAUTION

KEEP ALL THE PARTS OUT OF CHILDREN'S REACH

ITEM	PHOTO	PART NAME	QTY.		ITEM	PHOTO	PART NAME	QTY.
1	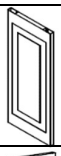	B	4		10	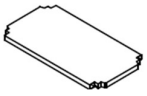	L	1
2		S	4		11	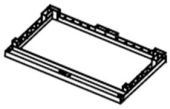	T	2
3		D	4		12	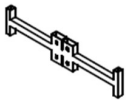	BJ	1
4		M	2		13		H	3
5	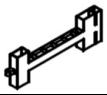	SL . SR	1		14		ST	2
6		DL	1		15		LM	2
7	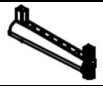	DR	1		16		SM	1
8		WL	2		17		P	2
9		WR	2		18	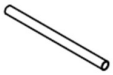	SP	1

OPTIMUS

SKU CODE

SPC -12
3528001 (Beige)
3528002 (Grey)

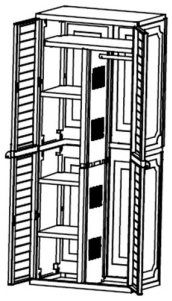



ISO 9001 : 2015
Reg.No.000435-1-MY-1-QMS

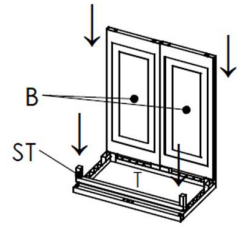

① Assemble S+ follow by B

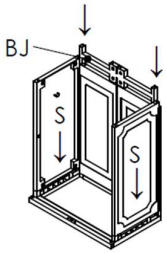

② Assemble S first follow by BJ

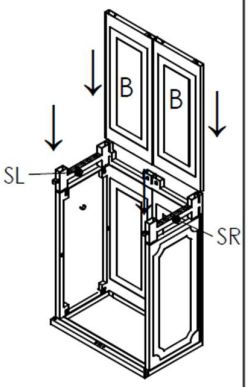

③ Assemble SL . SR follow by B

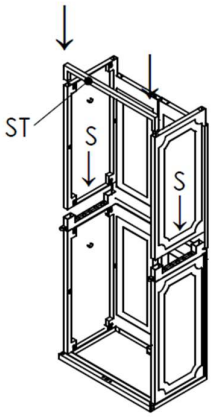

④ Assemble S first follow by ST

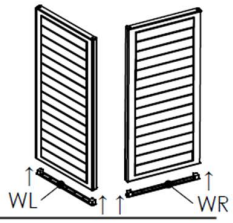

⑤ Assemble WL and WR

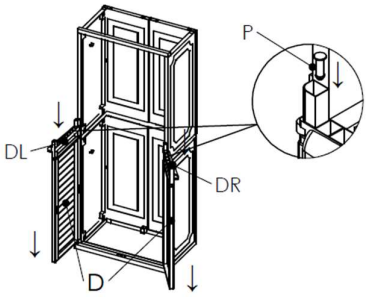

⑥ Assemble D first follow by DL & DR and assemble P

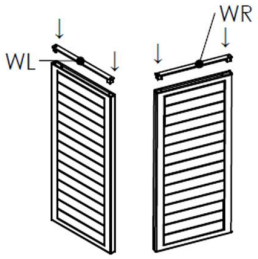

⑦ Assemble WL and WR

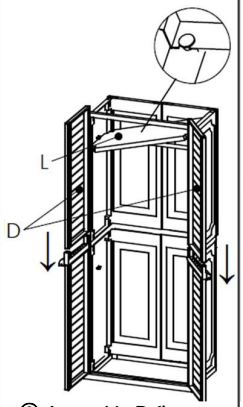

⑧ Assemble D first follow by L

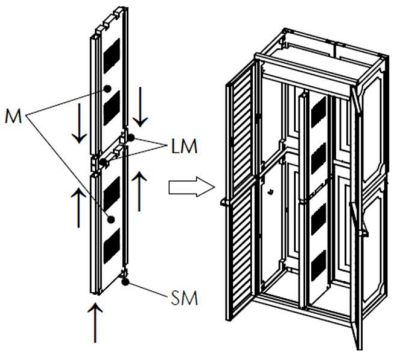

⑨ Assemble M with LM first follow by SM

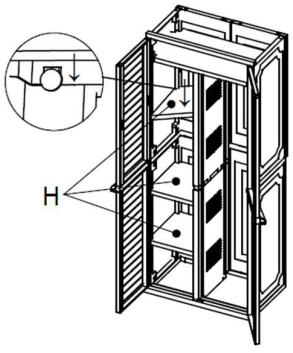

⑩ Assemble H

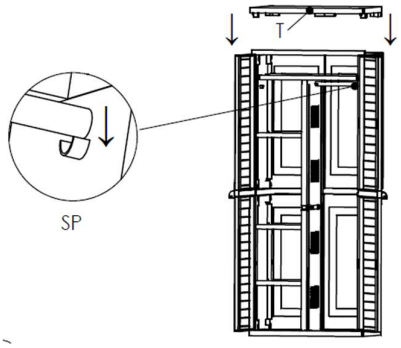

⑪ Assemble T follow by SP

Final Product

