LEYTON

CODING
- 233269



ISO 9001:2015
Reg. No. 000435-1-MY-1-QMS

Read the instructions carefully. Remove all the wrappings , staples and straps from the carton. Refer to the hardware and furniture part list for guidance. Make sure that you have all the parts before you start assembling. Place all the wooden furniture parts on a clean, flat and soft surface, such as a carpet or rubbermat to prevent scratches.

CAUTION
KEEP ALL THE PARTS OUT OF CHILDREN'S REACH.

ITEM	PHOTO	HARDWARE NAME	QTY
Ⓐ	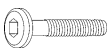	JCBC Bolt 4/16" x 2 3/8"	4
Ⓑ		JCBC Bolt 4/16" x 3 9/16"	2
Ⓒ		Spring Washer 1/4"	2
Ⓓ	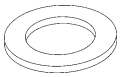	Flat Washer 1/4" x 4/8"	6
Ⓔ		Barrel Nut 4/16"	2
Ⓕ	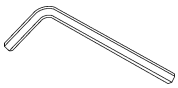	Allen Key 3/16" x 2 9/16"	1
Ⓖ		Csk Screw 3/16" x 2 9/16"	8
Ⓗ		Wood Dowel 3/8" x 1 3/16"	6

ITEM	PHOTO	PARTS NAME	QTY
①	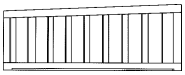	Back Rest	1
②		Seat Panel	1
③	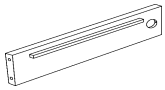	Front Rail Support	1
④	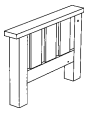	Arm Rest (L)	1
⑤	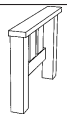	Arm Rest (R)	1

LEYTON

CODING
- 233269



ISO 9001:2015
Reg. No. 000435-1-MY-1-QMS

1

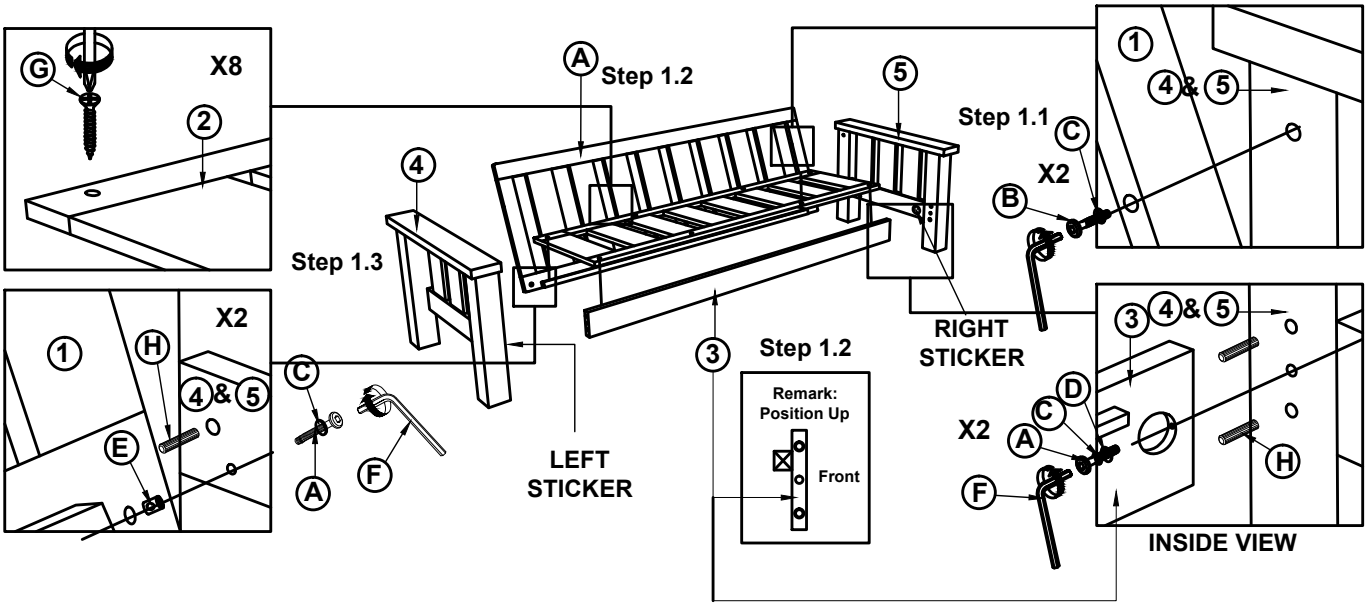

2

