

CODING
-1309323
-1309324



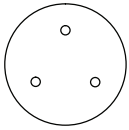


ISO 9001:2015
Reg. No. 000435-1-MY-1-QMS

nesthouz.com

Read the instruction carefully. Remove all the wrapping material. Staples and straps from the carton. Refer to the hardware and furniture part list for guidance. Be sure that you have all the parts before you start assembling. Place all the wooden furniture part on a clean and flat soft surface, such as carpet or rubbermat to prevent from scratches

CAUTION
KEEP ALL THE PARTS OUT REACH OF CHILDREN

| ITEM | HARDWARE LIST | QTY | SPARE QTY |
|------|---|-----|-----------|
| ① | PAN HEAD SCREW M5 X 32mm  | 6 | |
| | | | |
| | | | |

| ITEM | PART LIST | QTY |
|------|--|-----|
| Ⓐ |  TABLE TOP | 1 |
| Ⓑ |  TABLE LEG | 3 |
| Ⓒ |  LEG S PPORT | 3 |

CODING
-1309323
-1309324



ISO 9001:2015
Reg. No. 000435-1-MY-1-QMS

nesthouz.com

