

CODING

-655036

-656043

ISO 9001:2015
Reg. No. 000435-1-MY-1-QMSfynd.
FURNITURE

Read the instruction carefully. Remove all the wrapping material. Staples and straps from the carton. Refer to the hardware and furniture part list for guidance. Be sure that you have all the parts before you start assembling. Place all the wooden furniture part on a clean and flat soft surface, such as carpet or rubbermat to prevent from scratches

CAUTION

KEEP ALL THE PARTS OUT REACH OF CHILDREN

ITEM	PHOTO	HARDWARE NAME	QTY
(A)		Bolt M8x50	18
(B)		Washer Ø19/Ø8x1.5mm	18
(C)		Screw Ø4x30	6
(D)		Allen key	1
(E)		Bolt M8x25mm	16
(F)		Washer Ø16/Ø8x1.5mm	16

ITEM	PHOTO	PARTS NAME	QTY
(1)		HEADBOARD	1
(2)		FOOTBOARD	1
(3)		SIDE RAILS	2
(4)		METAL CENTER	1
(5)		WOOD BAR CONNECT TO LEG	4
(6)		METAL LEG	4
(7)		SLATS	14
(8)		SUPPORT LEG	1

CODING

-655036

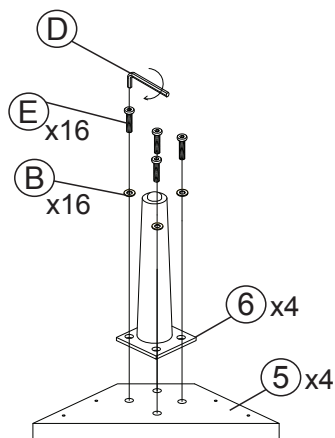
-656043



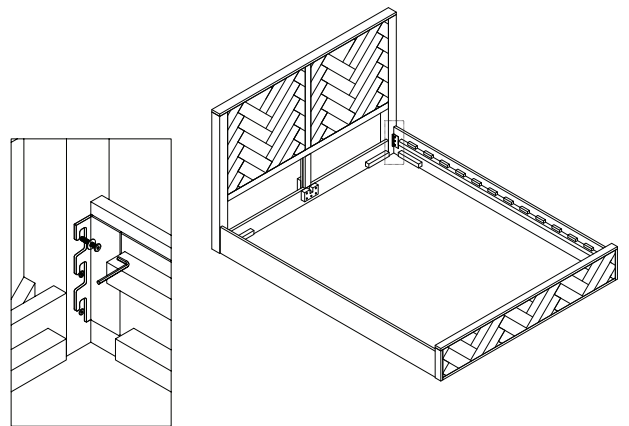
ISO 9001:2015
Reg. No. 000435-1-MY-1-QMS

fynd.
FURNITURE

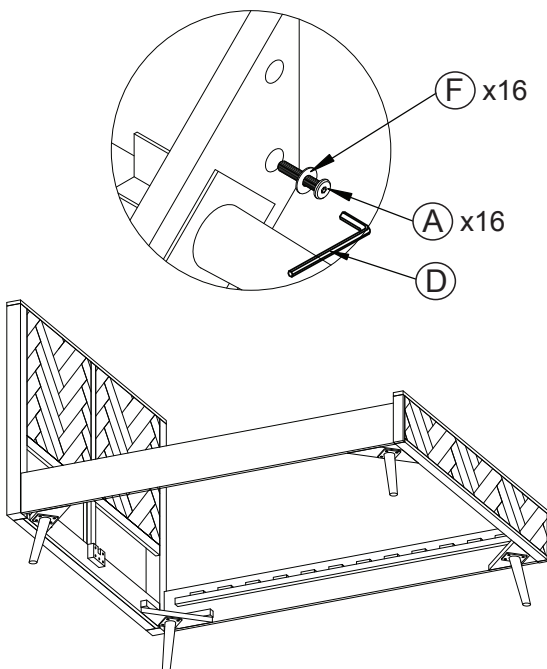
1



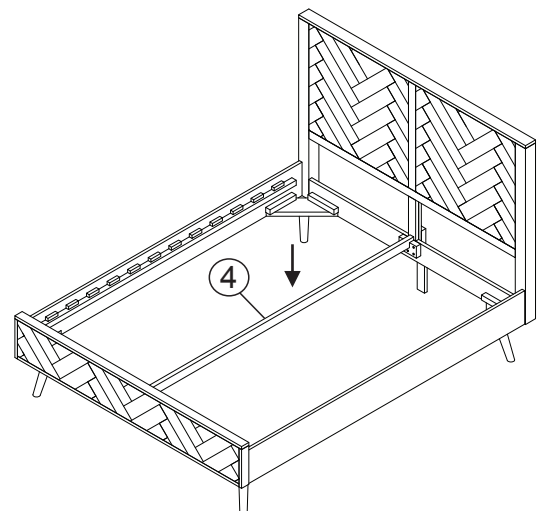
2



3



4



CODING

-655036

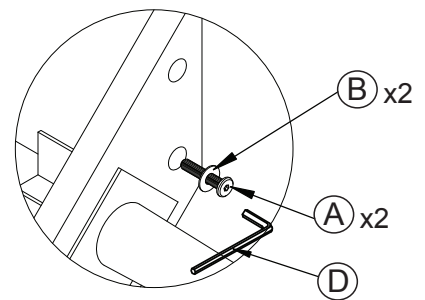
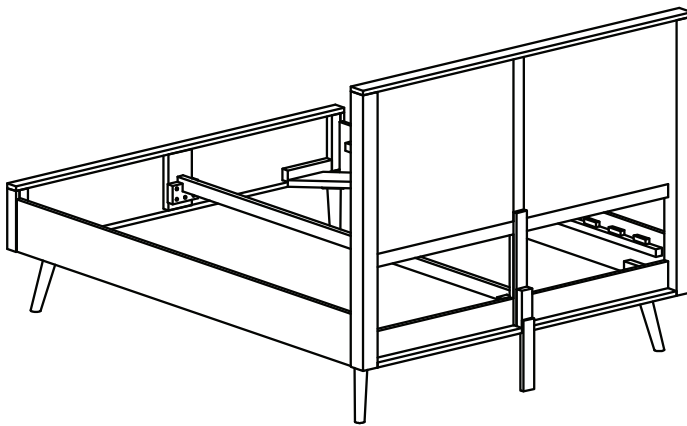
-656043



ISO 9001:2015
Reg. No. 000435-1-MY-1-QMS

fynd.
FURNITURE

5



6

