

## CODING

- 655022
- 656036



ISO 9001:2015  
Reg. No. 000435-1-MY-1-QMS

fyndfurniture.com

Read the instructions carefully. Remove all the wrappings, staples and straps from the carton. Refer to the hardware and furniture part list for guidance. Make sure that you have all the parts before you start assembling. Place all the wooden furniture parts on a clean, flat and soft surface, such as a carpet or rubbermat to prevent scratches.

## CAUTION

KEEP ALL THE PARTS OUT OF CHILDREN'S REACH.

ITEM	PHOTO	HAREWARE NAME	QTY
Ⓐ		Bolts (M6x10)	12
Ⓑ		Allen key 5mm	1
Ⓒ		Screw (M4x25)	24

ITEM	PHOTO	PARTS NAME	QTY
①		Head board	1
②		Foot board	1
③		Side rail L+R	2
④		Center rail	1
⑤		Slat	12

## CODING

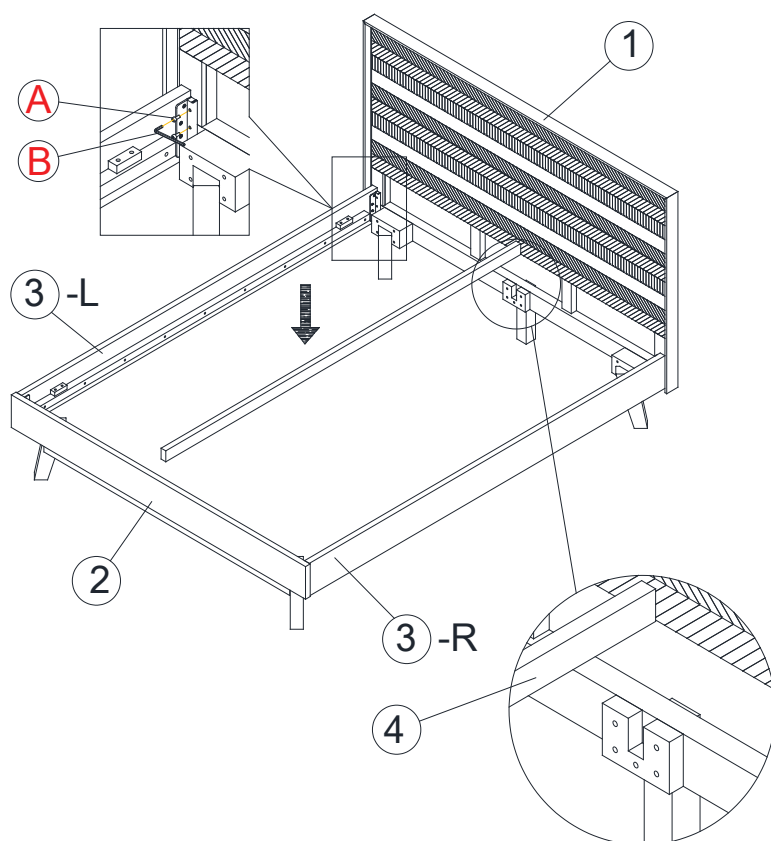
- 655022
- 656036



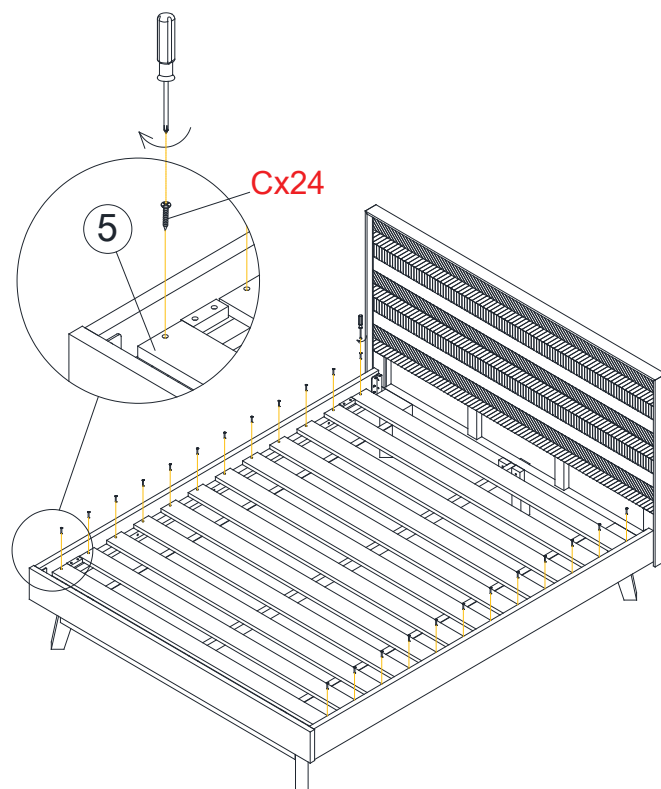
ISO 9001:2015  
Reg. No. 000435-1-MY-1-QMS

fyndfurniture.com

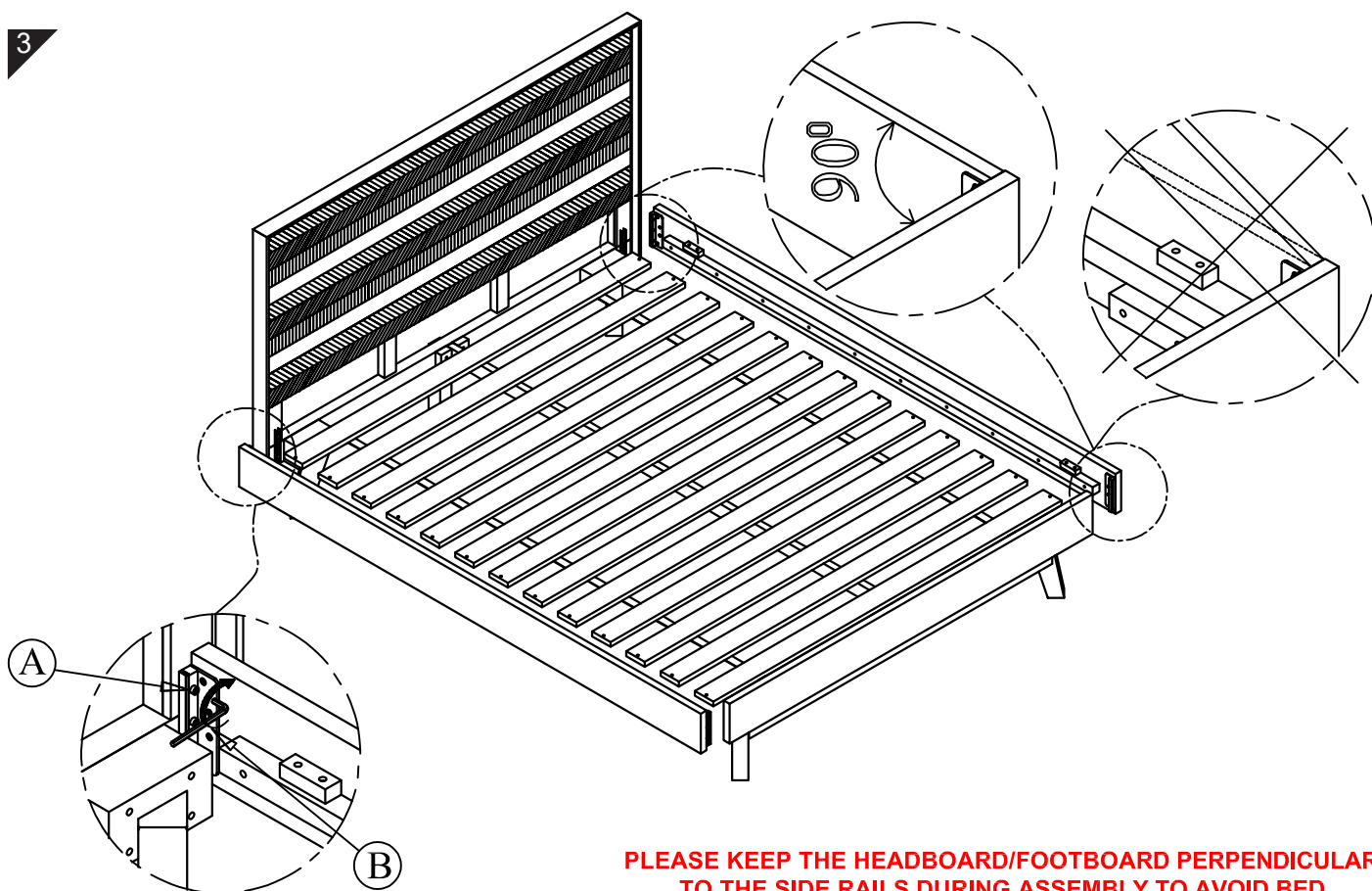
1



2



3



**PLEASE KEEP THE HEADBOARD/FOOTBOARD PERPENDICULAR TO THE SIDE RAILS DURING ASSEMBLY TO AVOID BED HARDWARE SCREWS FROM PULLING OUT**

**PLEASE AVOID SLIDING OR DRAGGING THE BED INTO POSITION ONCE ASSEMBLED. INSTEAD PLEASE LIFT IT INTO POSITION TO MAINTAIN STRUCTURE INTEGRITY**

