

CODING

-655107

-655118



ISO 9001:2015
Reg. No. 000435-I-MY-I-QMS

nesthouz.com

Read the instruction carefully. Remove all the wrapping material, staples and straps from the carton. Refer to the hardware and furniture part list for guidance. Be sure that you have all the parts before you start assembling. Place all the wooden furniture part on a clean and flat soft surface, such as carpet or rubbermat to prevent from scratches.

CAUTION

KEEP ALL THE PARTS OUT OF REACH OF CHILDREN .

ITEM	PHOTO	HARDWARE NAME	QTY
1		JCBC SCREW M6X80MM	8
2		JCBC SCREW M6X30MM	4
3		SPRING WASHER M6	12
4		BARREL NUT M6	8
5		PANHEAD C/B SCREW M4X25MM	24
6		WOOD DOWEL M10X40MM	4
7		ALLEN KEY M4	1
8		WOOD BUTTON 14.5MM	8
9		RUBBER ADJUSTER	4

ITEM	PHOTO	PART NAME	QTY
A		HEADBOARD	1
B		FOOTBOARD	1
C		SIDE RAIL	2
D		CENTER SUPPORT RAIL	2
E		CENTER SUPPORT LEG	4
F		BOARD	3

CODING

-655107

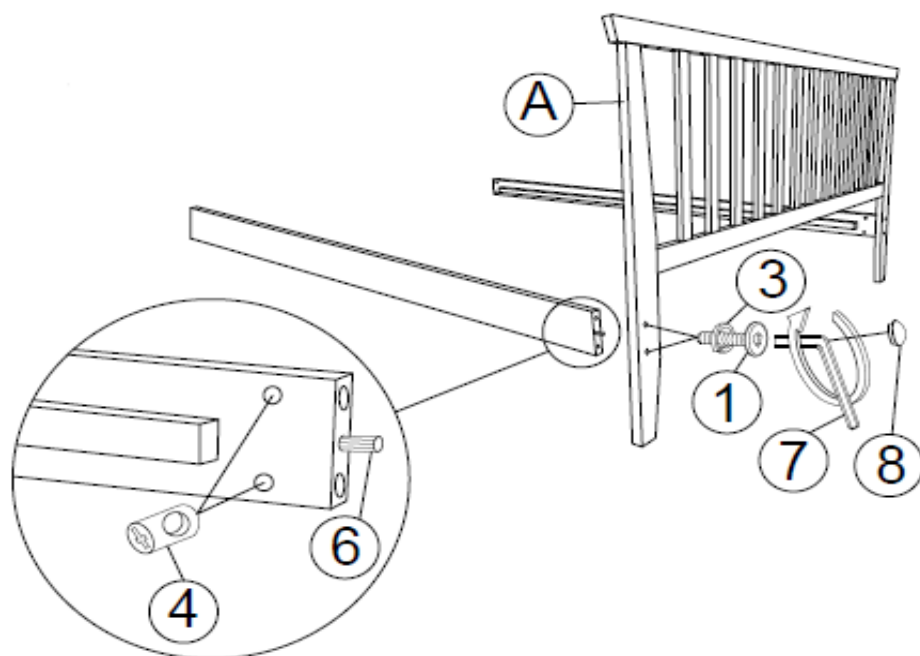
-655118



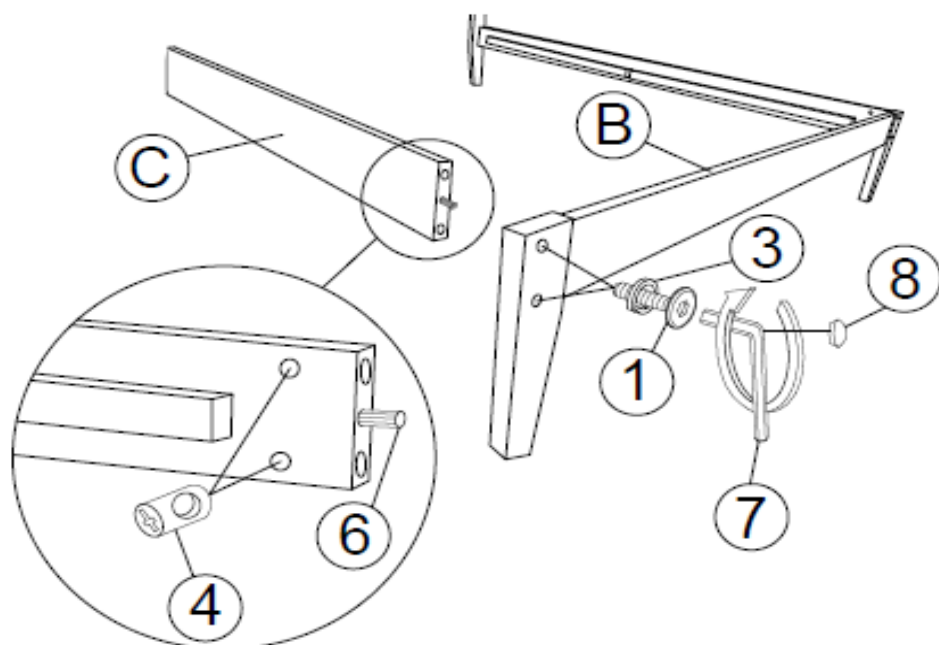
ISO 9001:2015
Reg. No. 000435-I-MY-I-QMS

nesthouz.com

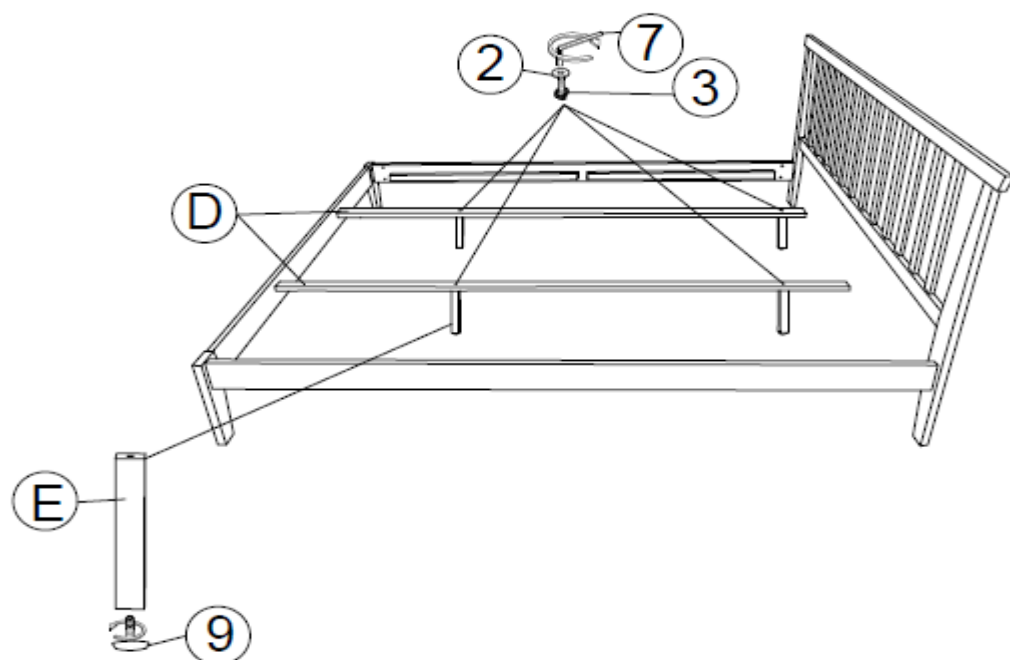
1



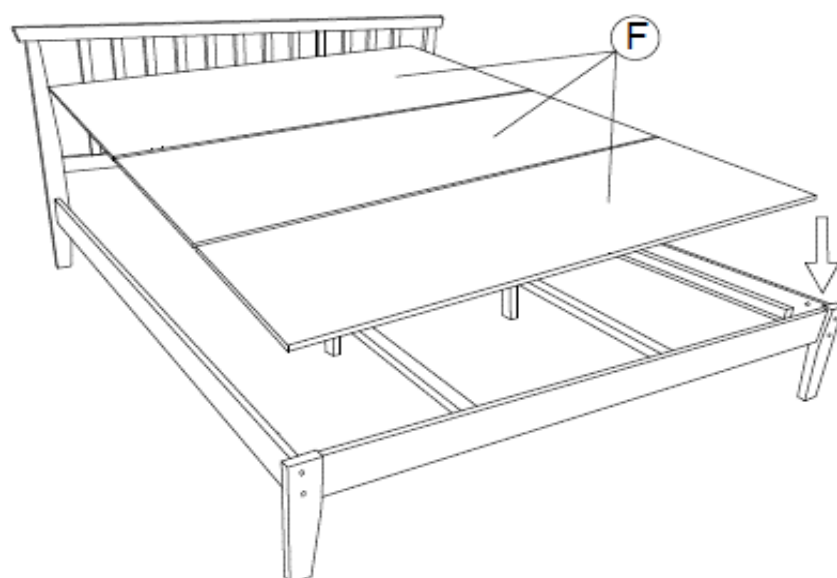
2



3



4



5

