

CODING
- 655114
- 655115



ISO 9001:2015
Reg. No. 000435-I-MY-I-QMS

nesthouz.com

Read the instruction carefully . Remove all the wrapping material staples and straps from the carton. Refer to the hardware and furniture part list for guidance. Be sure you have all part before you start assembling. Place all the wooden furniture part on a clean and flat surface, such as carpet or rubbermat to prevent scratches.

CAUTION
KEEP ALL THE PARTS OUT OF CHILDREN'S REACH.

ITEM	PHOTO	HARDWARE NAME	QTY
(A)		JCBC M6 x 50 mm	10
(B)		SPRING WASHER	6
(C)		METAL HOLE	6
(D)		WOOD DOWEL M10 X 30mm	12
(E)		JCBC M6 x 30 mm	2
(F)		ADJUSTER SCREW	4
(G)		CSK M4 x 25mm	26
(H)		ALLEN KEY M4	1

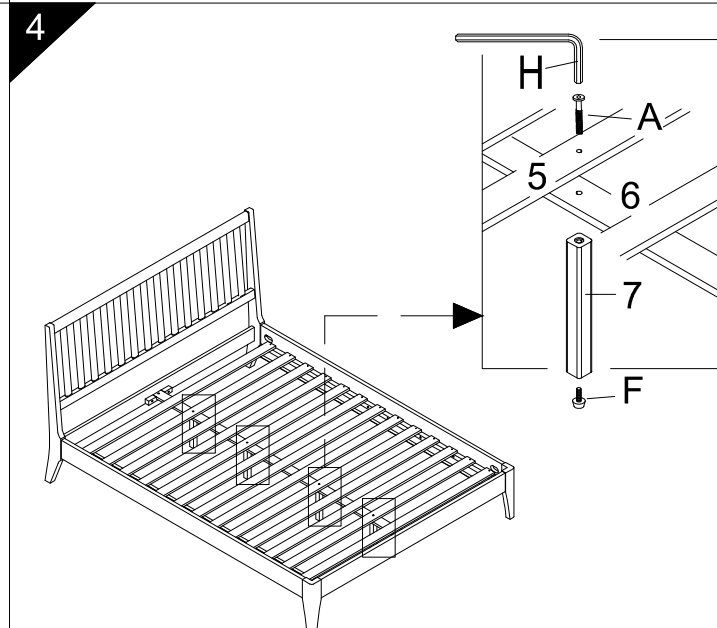
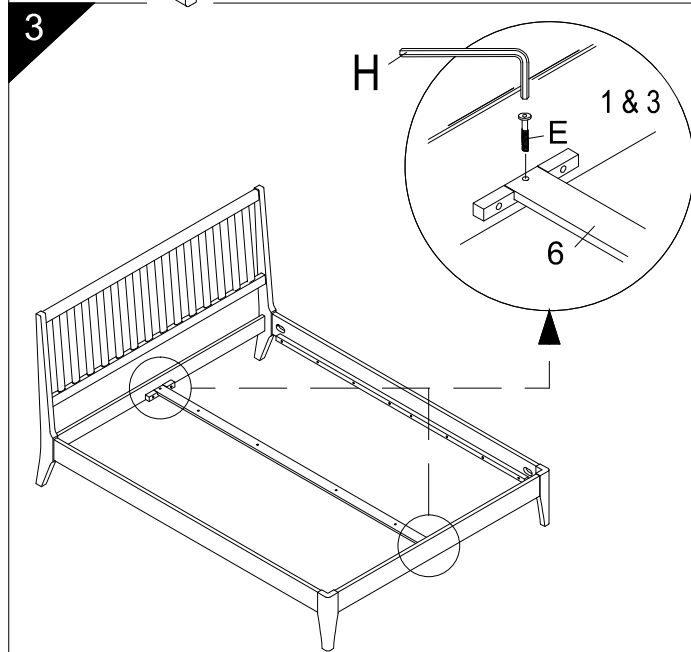
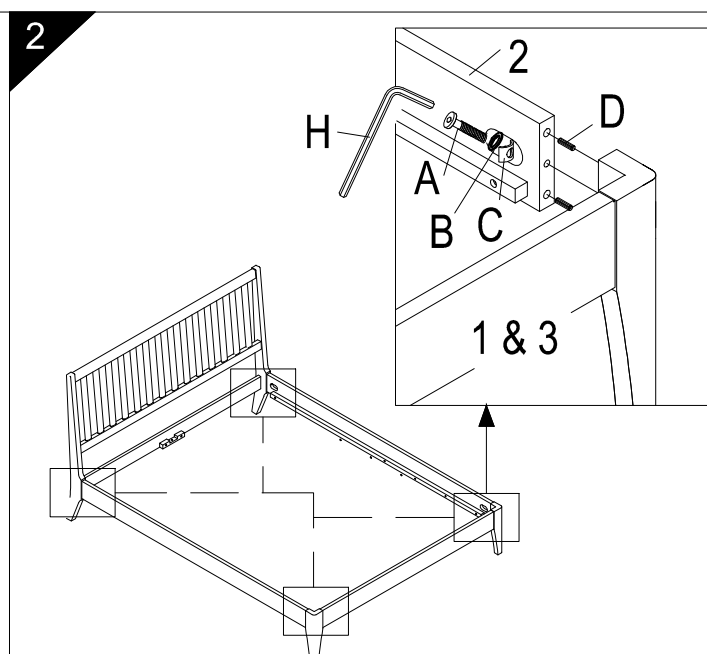
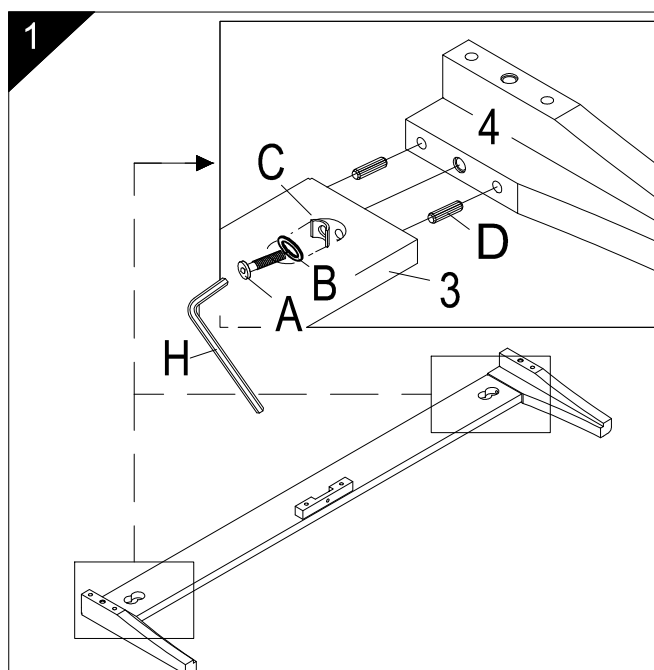
ITEM	PHOTO	PARTS NAME	QTY
(1)		HEADBOARD	1
(2)		SIDE RAIL	2
(3)		FOOTBOARD PANEL	1
(4)		FOOTBOARD LEG	2
(5)		SLAT	13
(6)		CENTER RAIL	1
(7)		SUPPORT LEG	4

CODING
- 655114
- 655115



ISO 9001:2015
Reg. No. 000435-1-MY-1-QMS

nesthouz.com



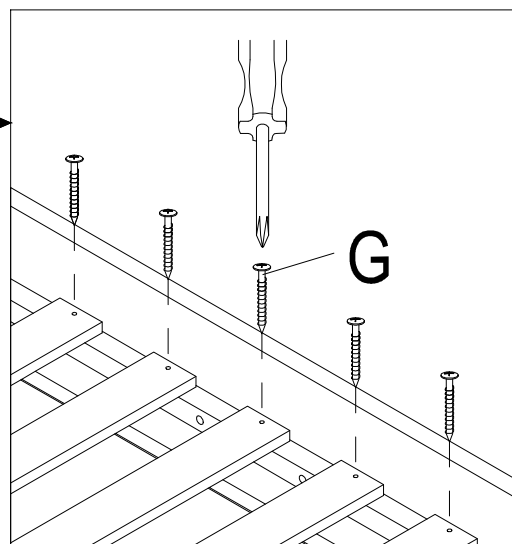
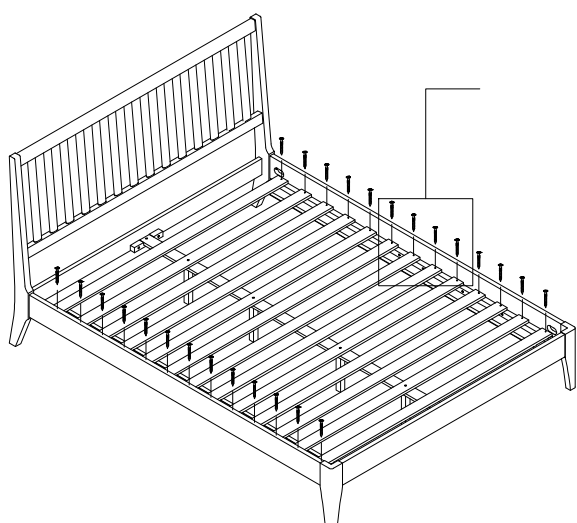
CODING
- 655114
- 655115



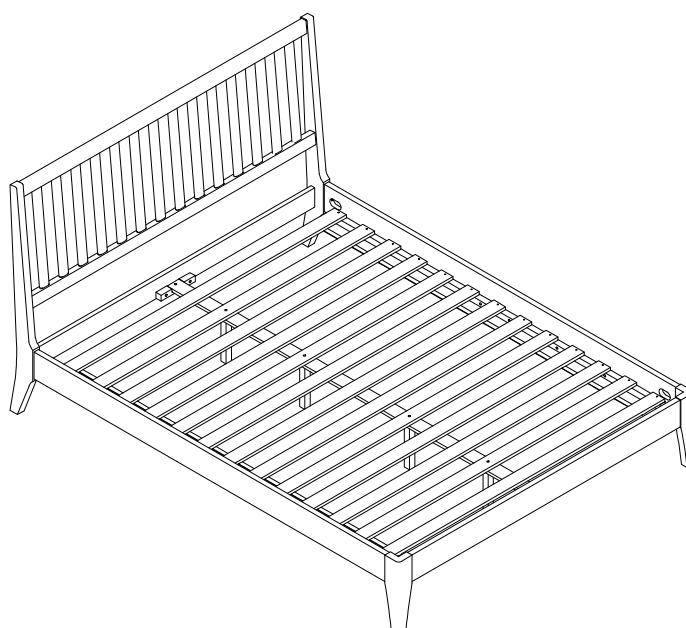
ISO 9001:2015
Reg. No. 000435-1-MY-1-QMS

nesthouz.com

5



6



COMPLETED
ASSEMBLY