

## CODING

- 655112

- 655113

ISO 9001:2015  
Reg. No. 000435-1-MY-1-QMS

nesthouz.com

Read the instruction carefully . Remove all the wrapping material staples and straps from the carton. Refer to the hardware and furniture part list for guidance. Be sure you have all part before you start assembling. Place all the wooden furniture part on a clean and flat surface, such as carpet or rubbermat to prevent scratches.

## CAUTION

KEEP ALL THE PARTS OUT OF CHILDREN'S REACH.

ITEM	PHOTO	HARDWARE NAME	QTY
(A)		JCBB M8 x 20 mm	8
(B)		JCBC M6 x 50 mm	4
(C)		METAL L BRACKET	2
(D)		JCBC M6 x 16 mm	2
(E)		ADJUSTER SCREW	4
(F)		CSK M4 x 25mm	26
(G)		ALLEN KEY M4	1
(H)		ALLEN KEY M5	1

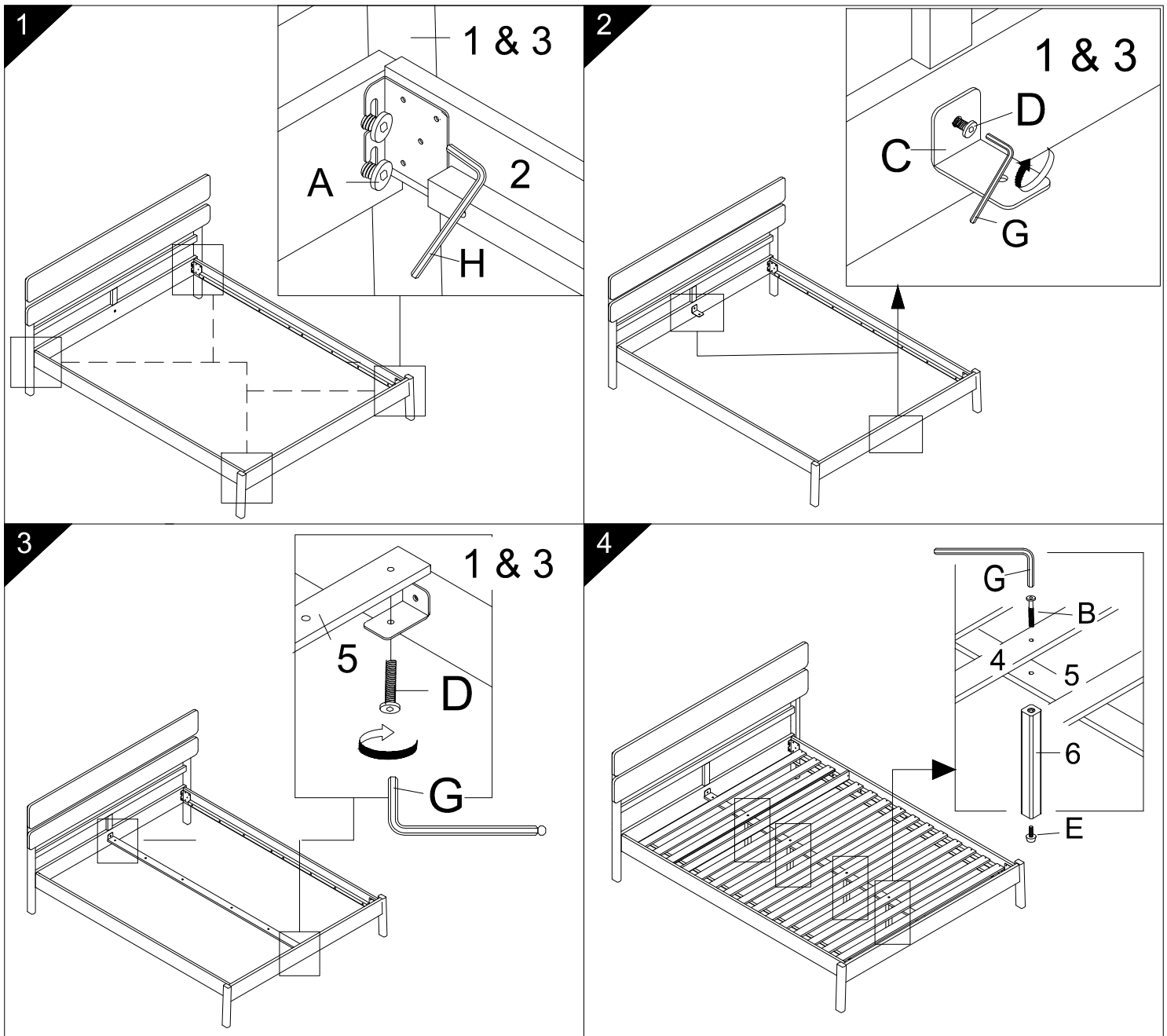
ITEM	PHOTO	PARTS NAME	QTY
(1)		HEADBOARD	1
(2)		SIDE RAIL	2
(3)		FOOTBOARD	1
(4)		SLAT	13
(5)		CENTER RAIL	1
(6)		SUPPORT LEG	4

CODING  
- 655112  
- 655113



ISO 9001:2015  
Reg. No. 000435-1-MY-1-QMS

nesthouz.com



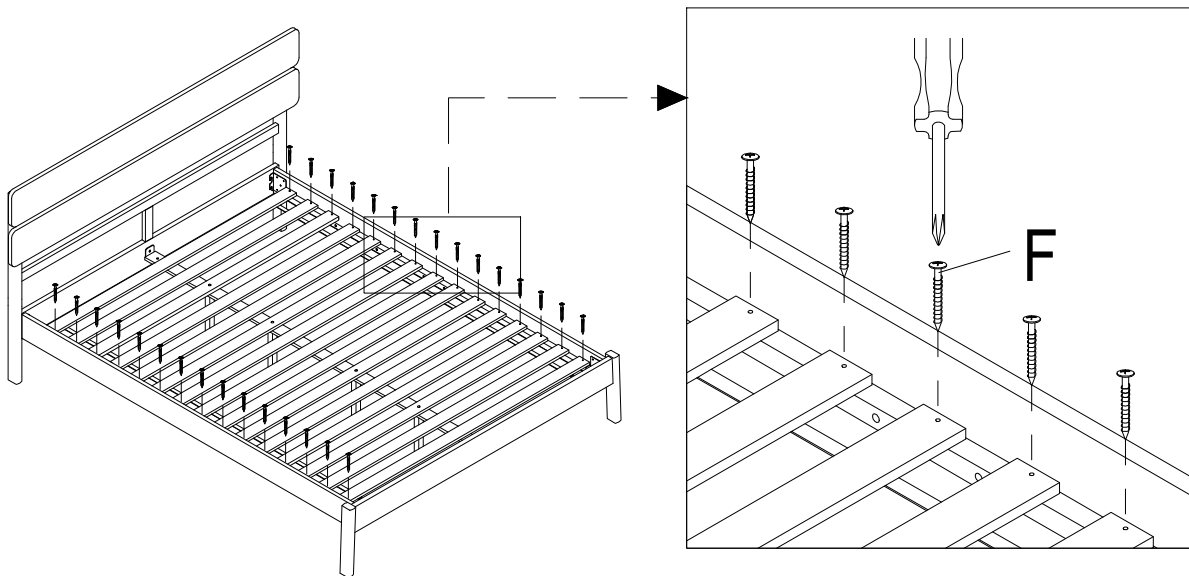
CODING  
- 655112  
- 655113



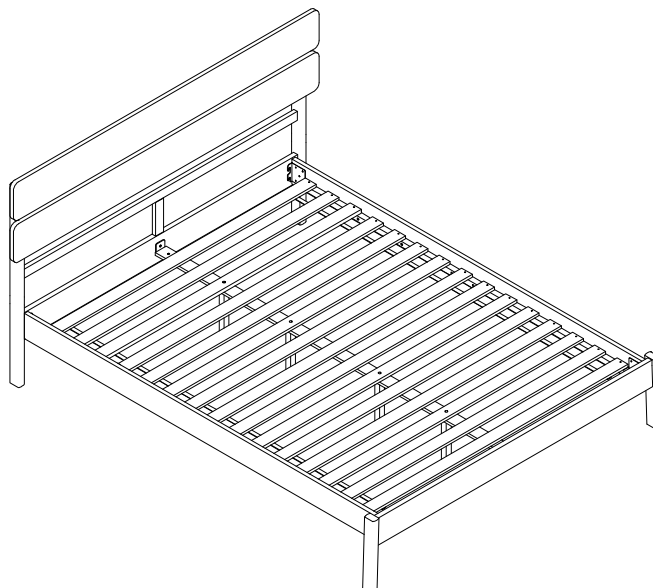
ISO 9001:2015  
Reg. No. 000435-1-MY-1-QMS

nesthouz.com

5



6



COMPLETED  
ASSEMBLY