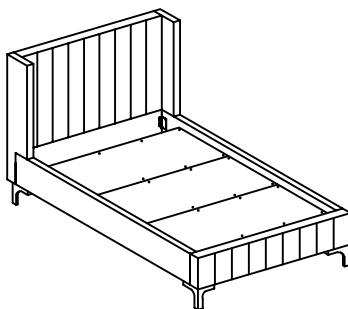


CODING

- 655092
- 655110



ISO 9001:2015
Reg.No. 000435-1-MY-QMS

fyndfurniture.com

Read the instructions carefully. Remove all the wrappings, staples and straps from the carton. Refer to the hardware and furniture part list for guidance. Make sure that you have all the parts before you start assembling. Place all the wooden furniture parts on a clean, flat and soft surface, such as a carpet or rubbermat to prevent scratches.

CAUTION

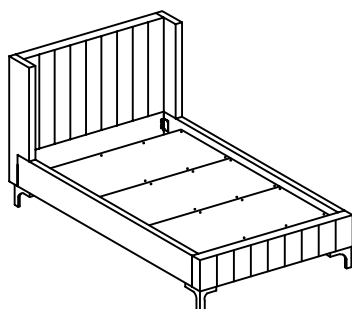
KEEP ALL THE PARTS OUT OF CHILDREN'S REACH.

ITEM	PHOTO	HARDWARE NAME	QTY
(A)		JCBC M6 x 40mm	12
(B)		JCBC M6 x 50mm	4
(C)		ALLEN KEY M5 x 70mm	1
(D)		ALLEN KEY M4 x 65mm	1
(E)		SPRING WASHER	12
(F)		FLAT WASHER	16
(G)		CSK M4 x 25mm	32
(H)		ADJUSTER	4
(I)		JCBB M8 x 20mm	8

ITEM	PHOTO	PARTS NAME	QTY
(1)		HEADBOARD	1
(2)		FOOTBOARD	1
(3)		SIDE RAIL	2
(4)		MDF BOARD	3
(5)		SUPPORT LEGS	4
(6)		CENTER RAIL	2
(7)		LEGS	4
(8)		SIDE WING	2

CODING

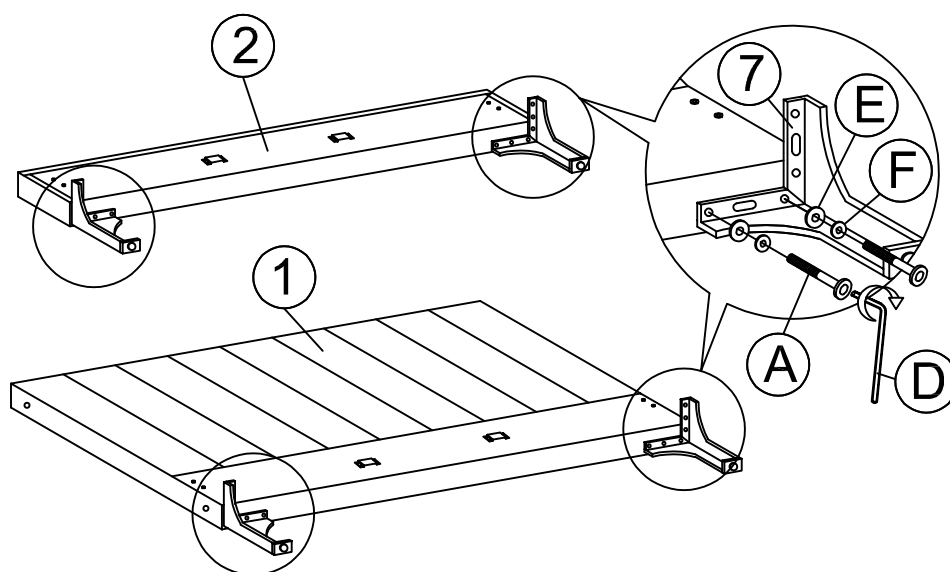
- 655092
- 655110



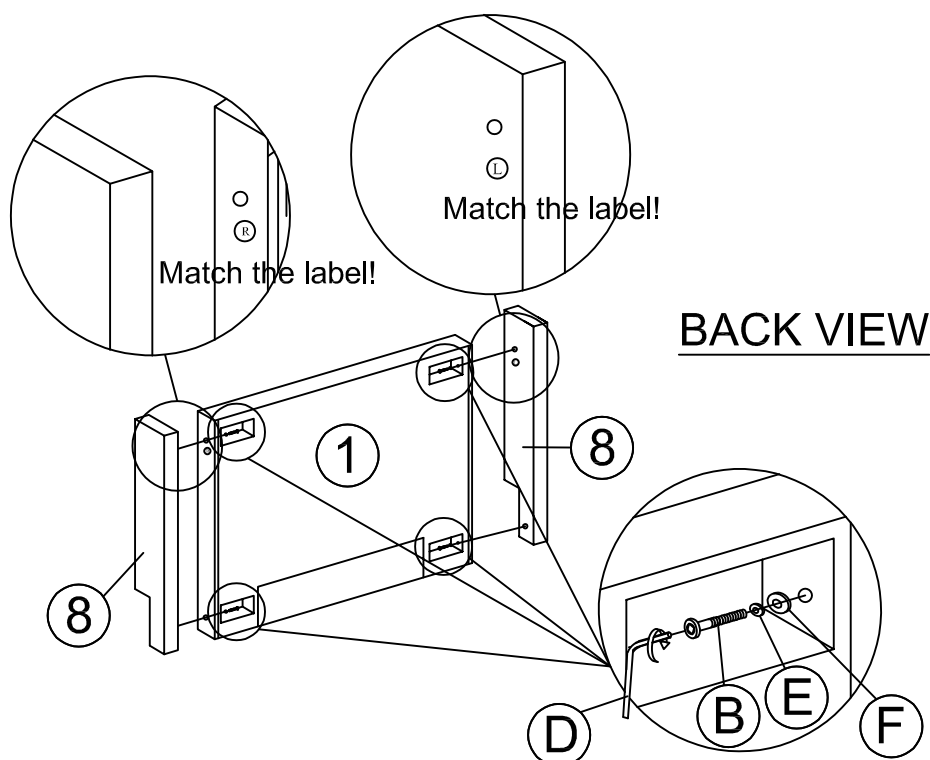
ISO 9001:2015
Reg.No. 000435-1-MY-QMS

fyndfurniture.com

1

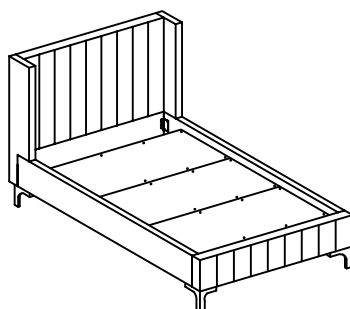


2



CODING

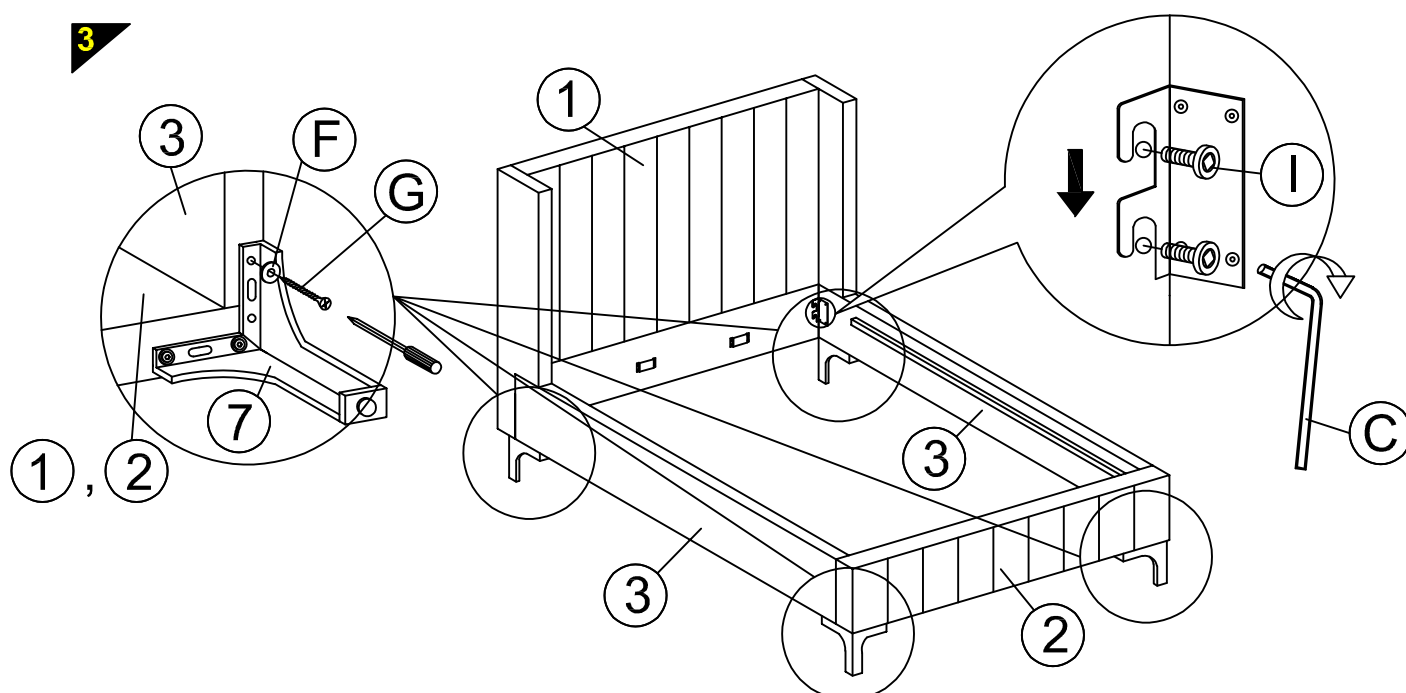
- 655092
- 655110



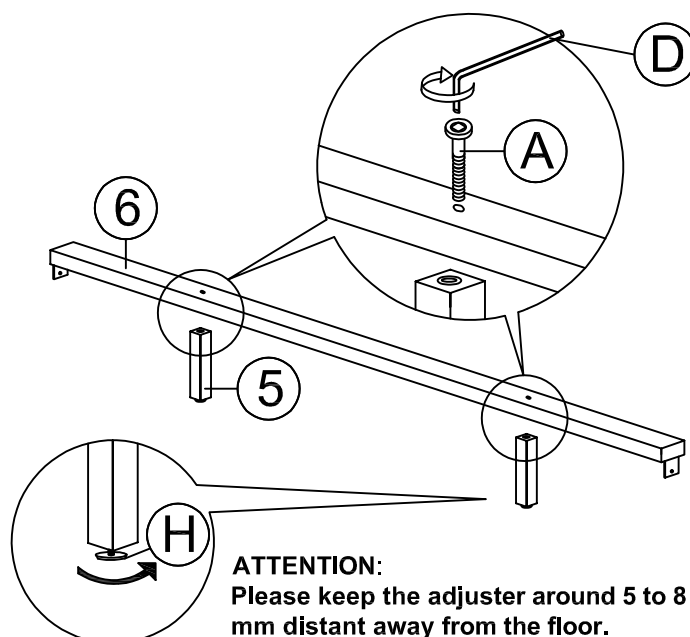
ISO 9001:2015
Reg.No. 000435-1-MY-QMS

fyndfurniture.com

3

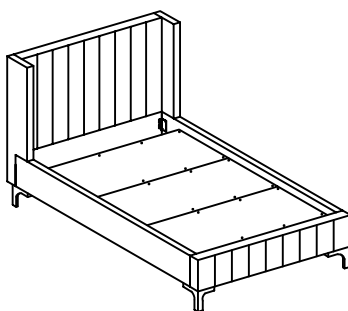


4



CODING

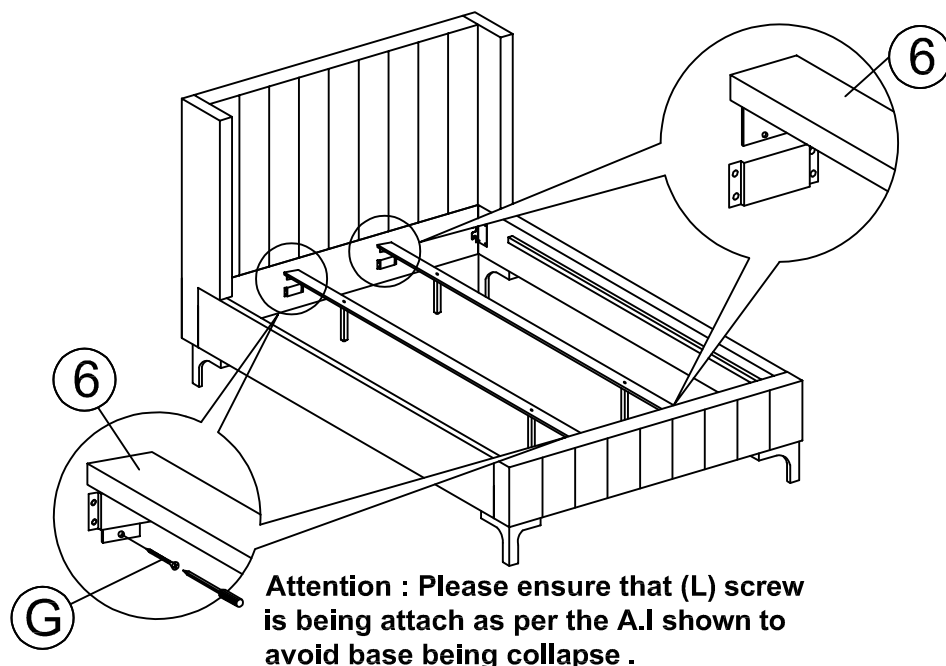
- 655092
- 655110



ISO 9001:2015
Reg.No. 000435-1-MY-QMS

fyndfurniture.com

5



6

