

CODING
-655033ISO 9001:2015
Reg. No. 000495-I-MY-I-QMS

fyndfurniture.com

Read the instructions carefully. Remove all the wrappings, staples and straps from the carton. Refer to the hardware and furniture part list for guidance. Make sure that you have all the parts before you start assembling. Place all the wooden furniture parts on a clean, flat and soft surface, such as a carpet or rubbermat to prevent scratches.

CAUTION

KEEP ALL THE PARTS OUT OF CHILDREN'S REACH

| ITEM | PHOTO | HARDWARE NAME | QTY |
|------|-------|---------------------|-----|
| (A) | | Bolts M6x45 | 16 |
| (B) | | Washers M6 x 22 | 32 |
| (C) | | Lock washer M6 x 11 | 32 |
| (D) | | Bolts M6x20 | 16 |
| (E) | | Allen key K4 | 1 |
| (F) | | Allen key K5 | 1 |
| (G) | | Bolts M6x12 | 8 |
| (H) | | Screw M4x30 | 2 |
| (I) | | Felt | 4 |

| ITEM | PHOTO | PARTS NAME | QTY |
|------|-------|---------------|-----|
| (1) | | Headboard | 1 |
| (2) | | Foot board | 1 |
| (3) | | Side rail L+R | 2 |
| (4) | | Center rail | 1 |
| (5) | | Slat | 13 |
| (6) | | Latch | 4 |
| (7) | | Leg | 2 |

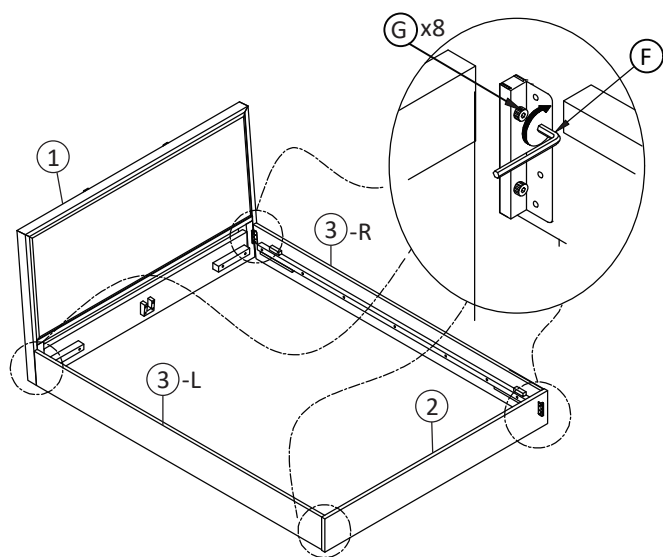
CODING
-655033



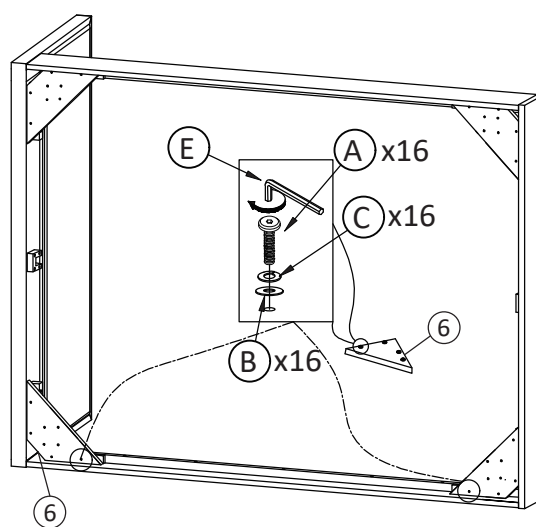
ISO 9001:2015
Reg. No. 000495-I-MY-I-QMS

fyndfurniture.com

1



2



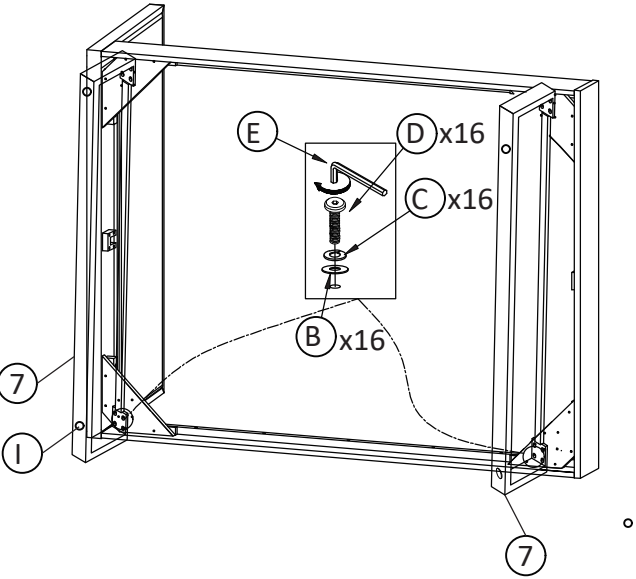
CODING
-655033



ISO 9001:2015
Reg. No. 000435-1-MY-1-QMS

fyndfurniture.com

3



4

