

CODING

-655028

-655027









ISO 9001:2015
Reg. No. 000435-1-MY-1-QMS








nesthouz.com

Read the instruction carefully. Remove all the wrapping material. Staples and straps from the carton. Refer to the hardware and furniture part list for guidance. Be sure that you have all the parts before you start assembling. Place all the wooden furniture part on a clean and flat soft surface, such as carpet or rubbermat to prevent from scratches

CAUTION

KEEP ALL THE PARTS OUT REACH OF CHILDREN

ITEM	HARDWARE LIST	QTY	SPARE QTY
1	M5 Allen Key 	1	
2	Plastic Bracket 	28	
3	Plastic Bracket Center 	14	
4	M4 Allen Key 	1	
5	Jcbc M6 x 50mm 	3	
6	Jcbc M6 x 25mm 	4	

ITEM	PART LIST	SPARE QTY
A	Headboard 	1
B	Footboard 	1
C	Side rail 	2
D	Center rail 	1
E	Slat 	28
F	Wooden foot 	4
G	Center Support with Leveller 	3

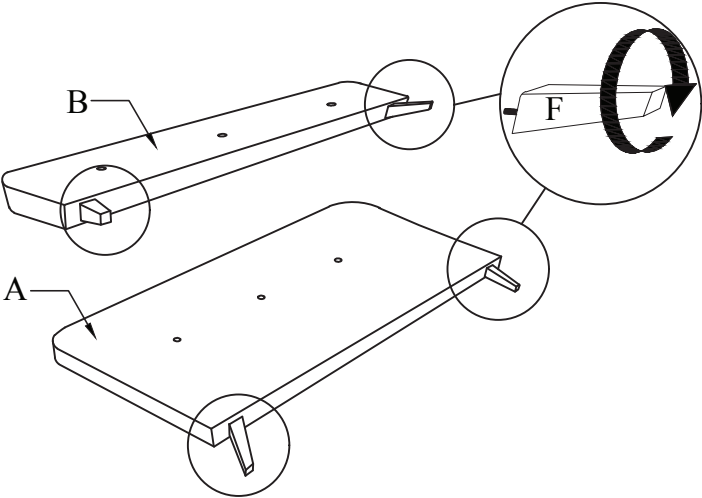
CODING
-655028
-655027



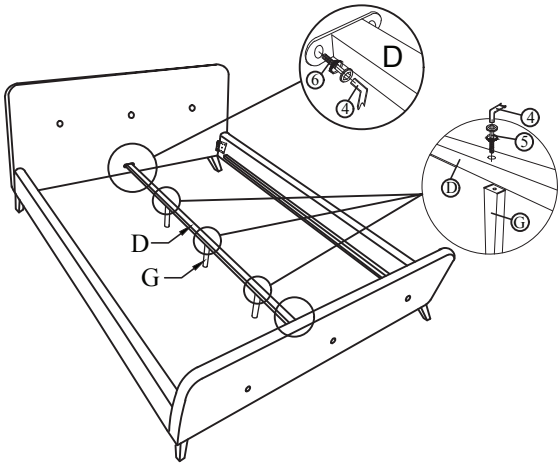
ISO 9001:2015
Reg. No. 000435-1-MY-1-QMS

nesthouz.com

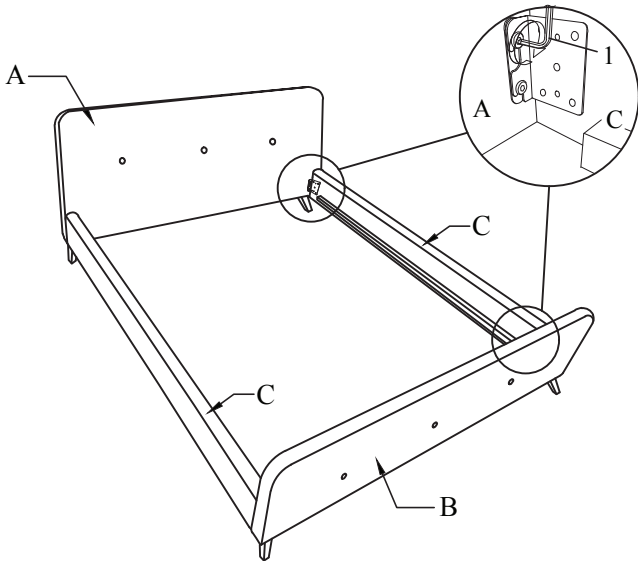
1



2



3



4

