

PLEASE FOLLOW  
THOSE NUMBERS AS  
STATED BELOW FOR  
EASY ASSEMBLE.

EXAMPLE : STEP ASM. HARDWARE PART

























1

A

12

522012 , 522058

ECO

HARDWARE	PART							PART						
	A	B	C	D	E	F	G	1	2	3	5	6	7	
	 JCBC 40mm x18	 x1	 25mm x2	 20mm x8	 12mm x10	 25mm x26	 x8	 x1	 x1	 x1	 x1	 x1	 x1	
HARDWARE	H	I	J	K	L	M	N	8	9	12	13	14	14	
	 x4	 x1	 x2	 x2	 573mm x2 sets	 x4	 x65	 x1	 x1	 x2	 1 s	 x2	 x2	

