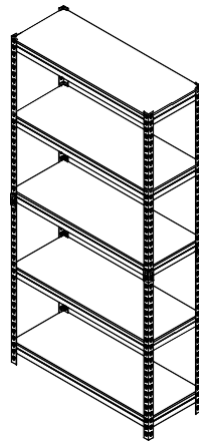


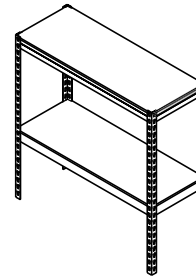
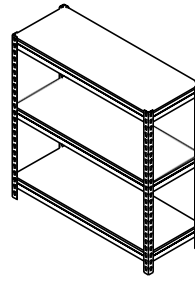
CODING

513020

513021



OR



2 in 1 (5 tier)

ISO 9001 : 2015
Reg.No.000435-1-MY-1-QMS

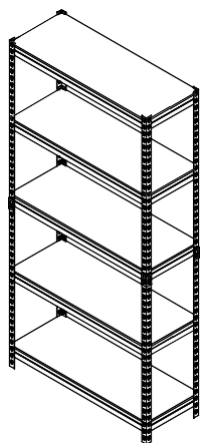
nuhoom.com

Read the instructions carefully. Remove all the wrappings ,
staples and straps from the carton.
Refer to the hardware and furniture part list for guidance.
Make sure that you have all the parts before you start assembling.
Place all the wooden furniture parts on a clean, and soft surface,
such as a carpet or rubbermat to prevent scratches

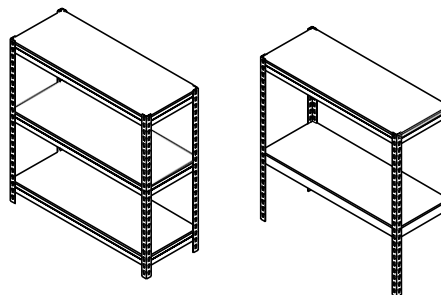
CAUTION

KEEP ALL THE PARTS OUT OF CHILDREN'S REACH

ITEM	PHOTO	PART NAME	QTY.
①		ANGLE BAR	8
②		SHORT PART	10
③		LONG PART	10
④		METAL PLATE SHELF	5
⑤		BRACKET JOINT	4
⑥		RUBBER STAND	4



2 in 1 (5 tier)

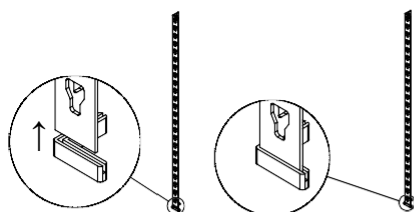


OR

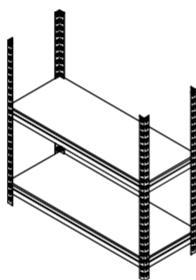
ISO 9001 : 2015
Reg.No.000435-1-MY-1-QMS

nuhoom.com

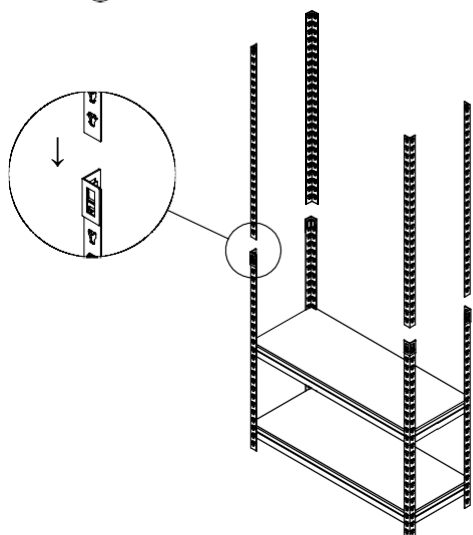
STEP ①



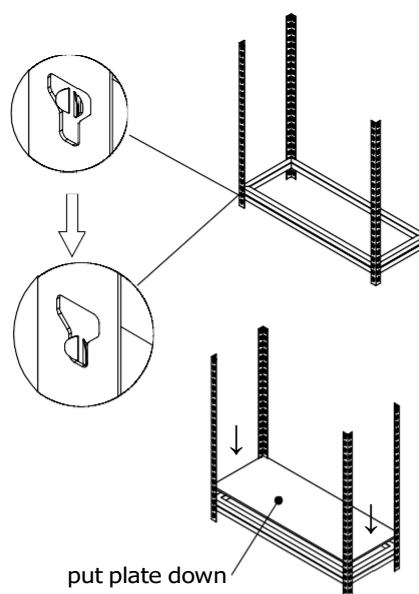
STEP ③



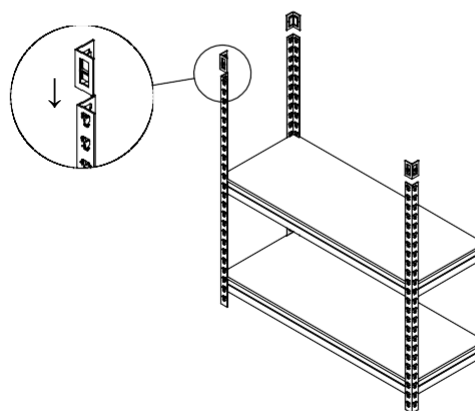
STEP ⑤



STEP ②



STEP ④



STEP ⑥

repeat from STEP ②