

CODING
- 512026











ISO 9001:2015
Reg. No. 000435-1-MY-1-QMS

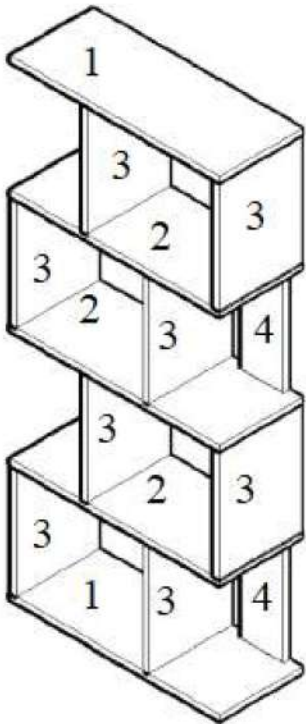
nuhoom.com

Read the instructions carefully. Remove all the wrappings , staples and straps from the carton. Refer to the hardware and furniture part list for guidance. Make sure that you have all the parts before you start assembling. Place all the wooden furniture parts on a clean, flat and soft surface, such as a carpet or rubbermat to prevent scratches.

CAUTION
KEEP ALL THE PARTS OUT OF CHILDREN’S REACH.

ITEM	PHOTO	HARDWARE NAME	QTY
(A)		SCREW M6X50MM	48 PCS
(B)		WHITE LEG PIN	6 PCS
(C)		ALLEN KEY	1 PC

ITEM	PHOTO	PARTS NAME	QTY
(1)		TOP PANEL	1 PC
(1)		BOTTOM PANEL	1 PC
(2)		VERTICAL PANEL	3 PCS
(3)		HORIZONTAL PANEL	8 PCS
(4)		BACK PANEL	4 PCS



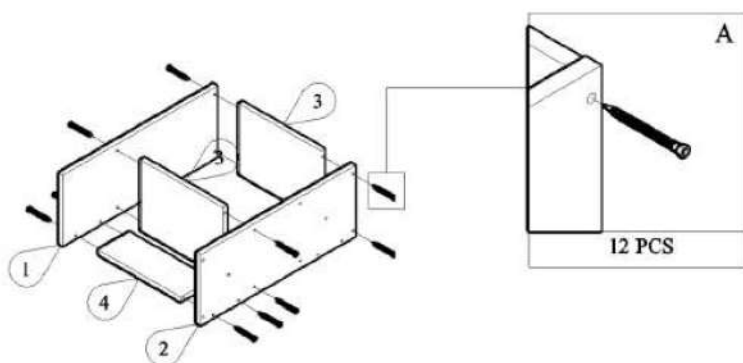
CODING
- 512026



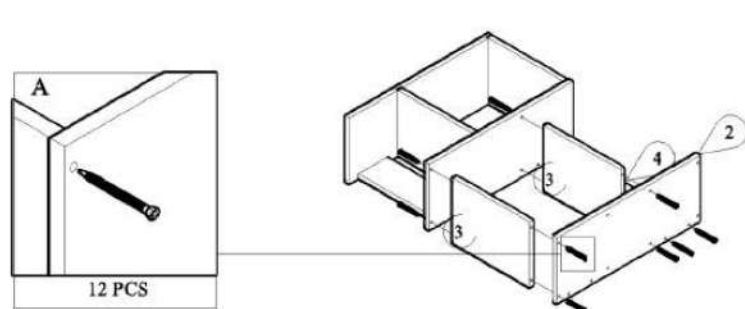
ISO 9001:2015
Reg. No. 000435-1-MY-1-QMS

nuhoom.com

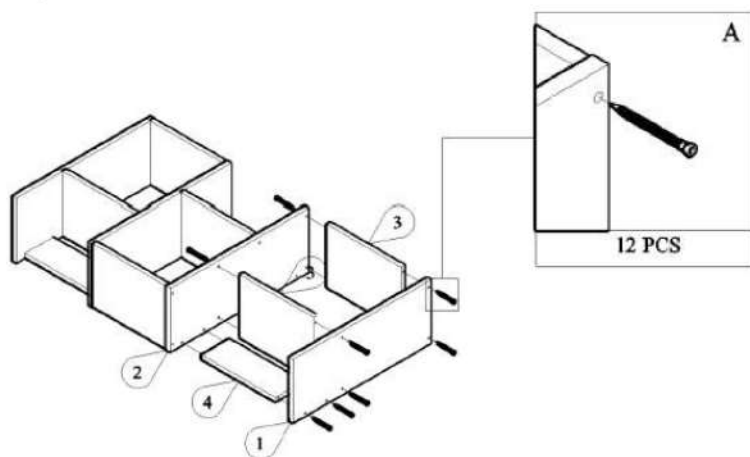
1



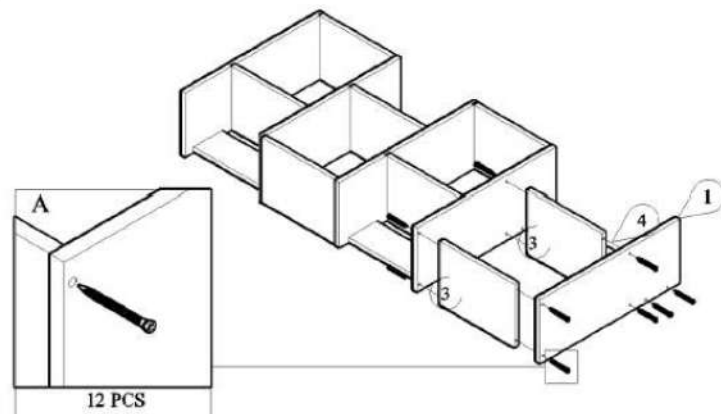
2



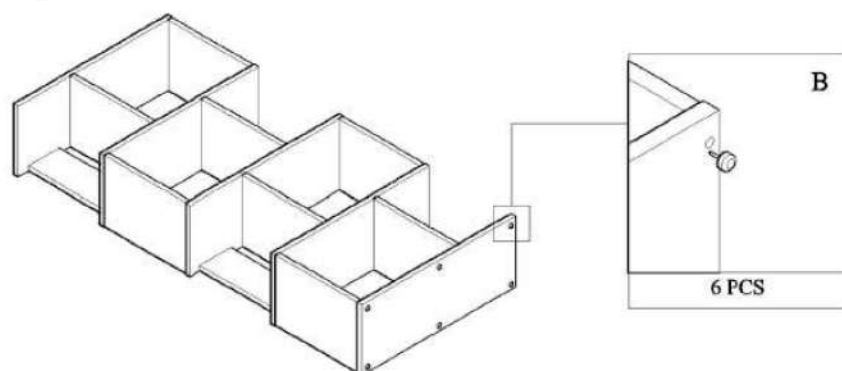
3



4



5



COMPLETED

