

CODING
-511020








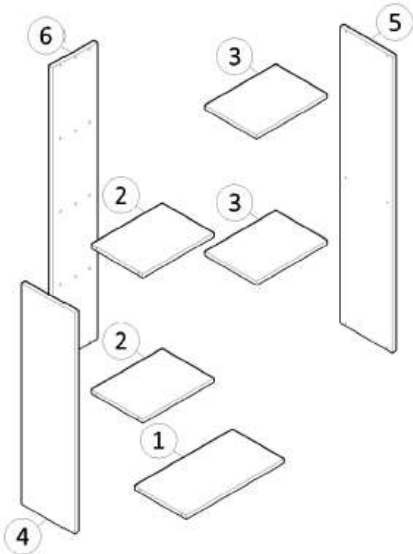
ISO 9001:2015
Reg. No. 000435-1-MEY-1-QM&S

nuhoom.com

Read the instructions carefully. Remove all the wrappings , staples and straps from the carton. Refer to the hardware and furniture part list for guidance. Make sure that you have all the parts before you start assembling. Place all the wooden furniture parts on a clean, flat and soft surface, such as a carpet or rubbermat to prevent scratches.

CAUTION
KEEP ALL THE PARTS OUT OF CHILDREN’S REACH.

ITEM	PHOTO	HARDWARE NAME	QTY	ITEM	PHOTO	PARTS NAME	QTY
(A)		MINIFIX M5X24MM	12 PCS	(1)		BOTTOM PANEL	1 PC
(B)		MINIFIX CASING	12 PCS	(2)		SHELF PANEL LEFT	2 PCS
(C)		WOOD DOWEL M8X30MM	10 PCS	(3)		SHELF PANEL RIGHT	2 PCS
(D)		SCREW M6X50MM	5 PCS	(4)		SIDE PANEL LEFT	1 PC
(E)		ALLEN KEY	1 PC	(5)		SIDE PANEL RIGHT	1 PC
(F)		LEG NAIL WHITE PIN	4 PCS	(6)		BACK PANEL	1 PC



CODING

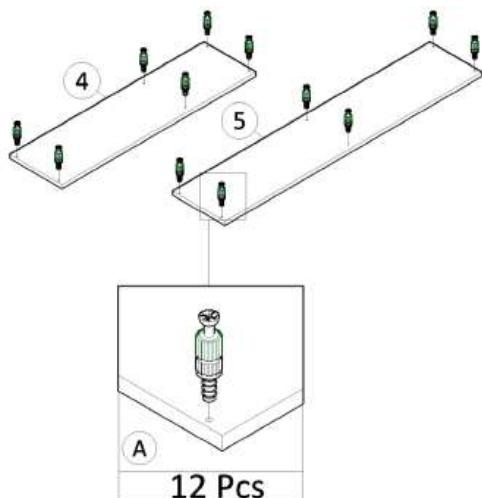
-511020



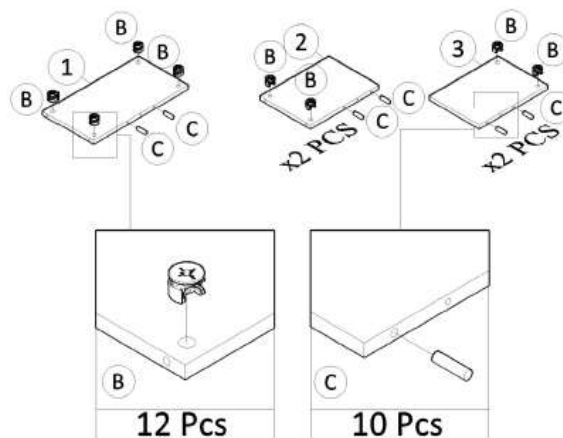
ISO 9001:2015
Reg. No. 000435-1-MEX-1-QM5

nuhoom.com

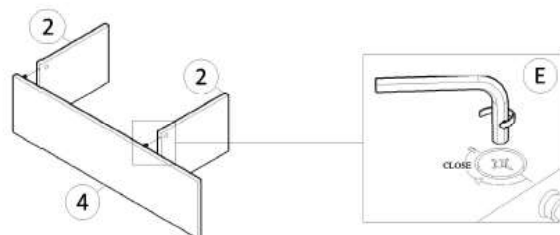
1



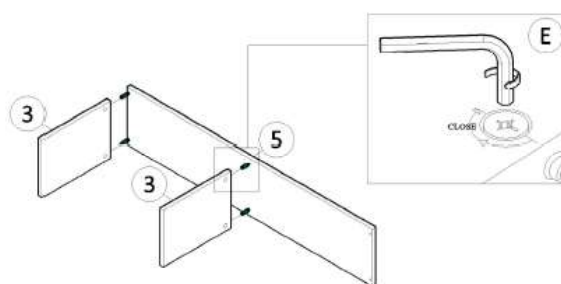
2



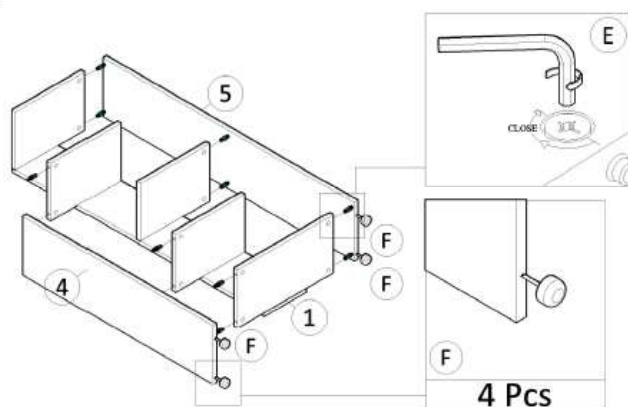
3



4



5



6

