

CODING

- 372053

- 372054

ISO 9001:2015
Reg. No. 000435-1-MY-1-QMS

nuhoom.com

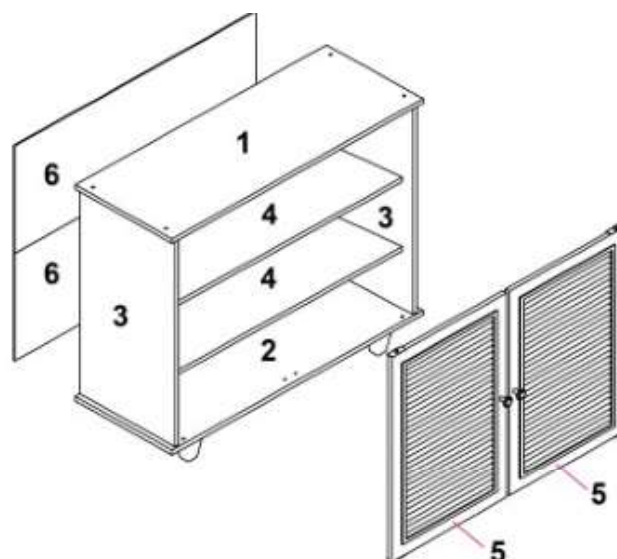
Read the instructions carefully. Remove all the wrappings , staples and straps from the carton. Refer to the hardware and furniture part list for guidance. Make sure that you have all the parts before you start assembling. Place all the wooden furniture parts on a clean, flat and soft surface, such as a carpet or rubbermat to prevent scratches.

CAUTION

KEEP ALL THE PARTS OUT OF CHILDREN'S REACH.

ITEM	PHOTO	HARDWARE NAME	QTY
(A)		JCBC SCREW 40MM	8 PCS
(B)		ALLEN KEY	1 PC
(C)		SCREW 12MM	10 PCS
(D)		SCREW 16MM	16 PCS
(E)		SCREW 25MM	2 PCS
(F)		WOOD DOWEL 25MM	8 PCS
(G)		SHELF HOLDER	10 PCS
(H)		DOOR SUPPORT	4 PCS
(I)		PVC HANDLE	2 PCS
(J)		MAGNET	1 PC
(K)		MAGNET PLATE	2 PCS
(L)		PVC LEG	4 PCS
(M)		NAIL	30 PCS

ITEM	PHOTO	PART S NAME	QTY
(1)		TOP PANEL	1 PC
(2)		BOTTOM PANEL	1 PC
(3)		SIDE PANEL	2 PCS
(4)		SHELF PANEL	2 PCS
(5)		DOOR PANEL	3 PCS
(6)		BACK PANEL (OPEN UP)	1 SET



CODING

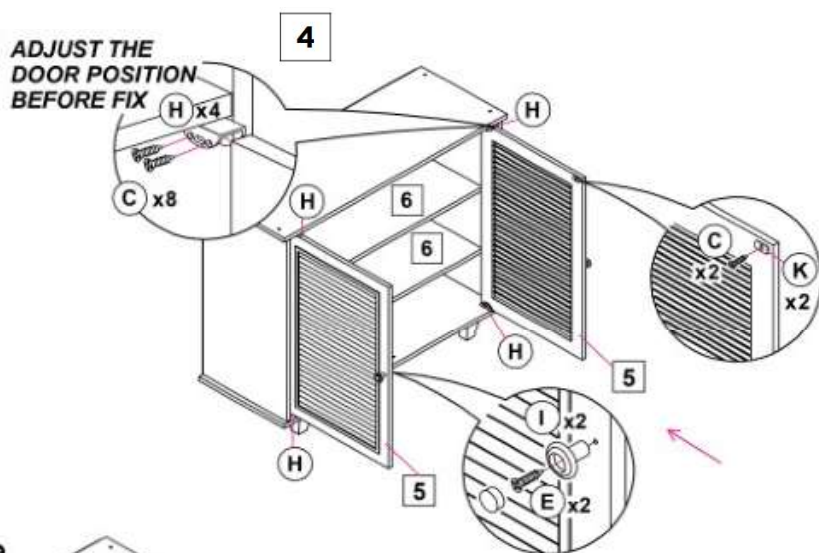
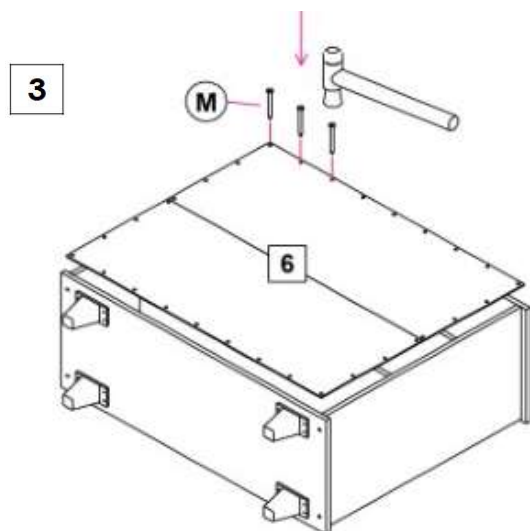
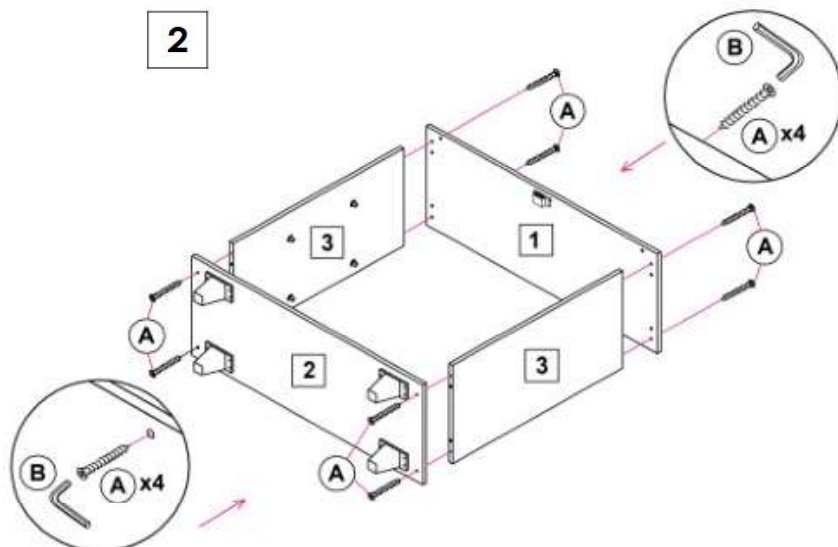
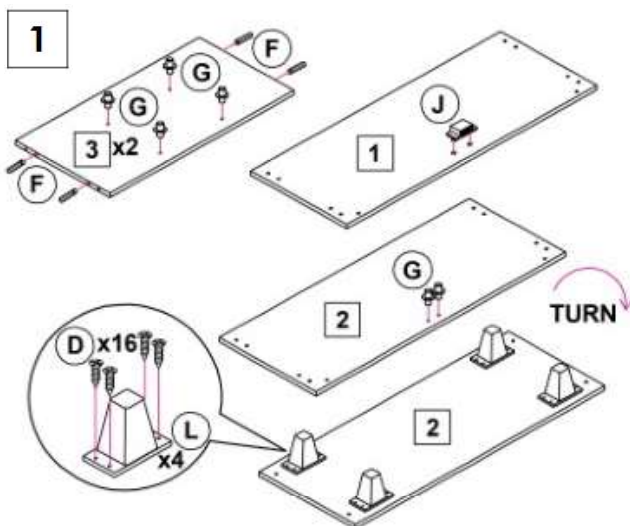
- 372053

- 372054



ISO 9001:2015
Reg. No. 000435-1-MY-1-QMS

nuhoom.com



5 Complete

