


CODING

-362004

-362006















ISO 9001:2015
Reg. No. 000435-1-MY-1-QMS


















nuhoom.com

Read the instructions carefully. Remove all the wrappings, staples and straps from the carton. Refer to the hardware and furniture part list for guidance. Make sure that you have all the parts before you start assembling. Place all the wooden furniture parts on a clean, flat and soft surface, such as a carpet or rubbermat to prevent scratches.

CAUTION

KEEP ALL THE PARTS OUT OF REACH OF CHILDREN.


ITEM	HARDWARE LIST		QTY
①		M4 x 65mm Chipboard Screw	2
②		M4 x 45mm Chipboard Screw	18
③		M4 x 32mm Chipboard Screw	14
④		M4 x 25mm Chipboard Screw	31
⑤		M3.5 x 16mm Chipboard Screw	70
⑥		Nail	100
⑦		Wood Dowel 6 x 25mm	12
⑧		Hinges	8
⑨		Shelf Holder	8
⑩		L Bracket	3
⑪		Handle (1009)	5
⑫		Plastic Leg	4
⑬		Drawer Slide	2
⑭		Drawer Slide	2

ITEM	PART LIST		QTY
Ⓐ	Side Panel		2
Ⓑ	Top Panel		1
Ⓒ	Brace Panel		3
Ⓓ	Bottom Panel		1
Ⓔ	Back Panel		1
Ⓕ	Drawer Side Panel		2
Ⓖ	Drawer Front & Back Panel		2
Ⓗ	Drawer Bottom Panel		1
Ⓘ	Drawer Panel		1
Ⓙ	Door Panel		2
Ⓚ	Shelf Panel		1
Ⓛ	Side Panel (Top)		2
Ⓜ	Shelf Panel (Top)		2
Ⓝ	Small Shelf Panel (Top)		2
Ⓞ	Cap Panel (Top)		1
Ⓟ	Back Panel (Top)		1
Ⓠ	Grass Door (Top)		2

CODING

-362004

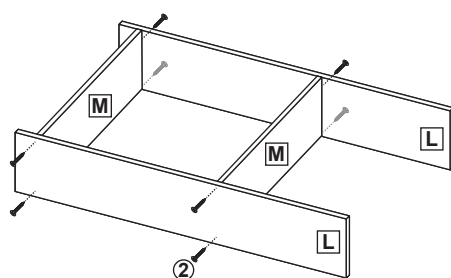
-362006




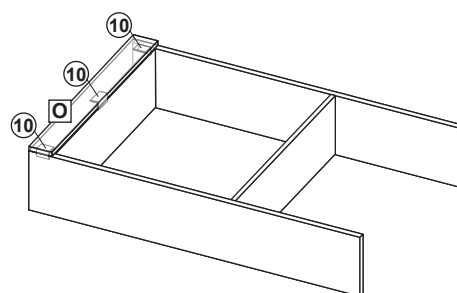
ISO 9001:2015
Reg. No. 000435-1-MY-1-QMS

nuhoom.com

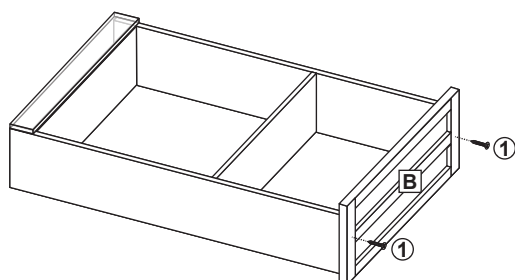
Step 1



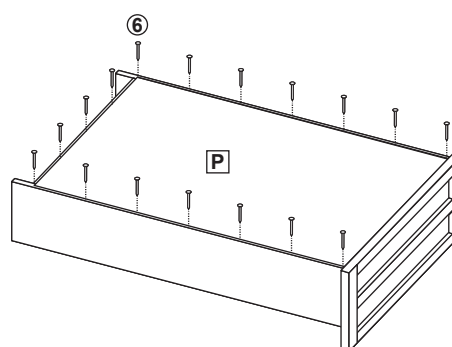
Step 2



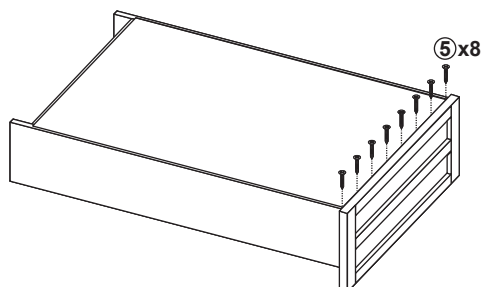
Step 3



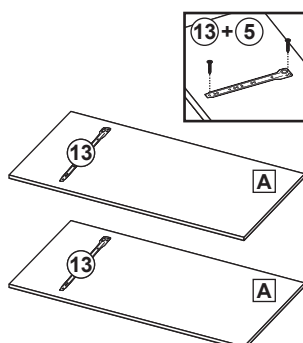
Step 4



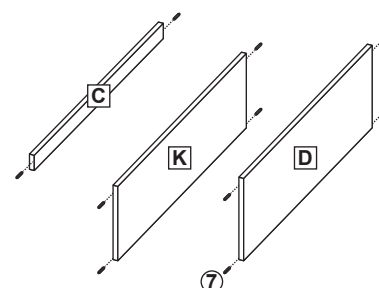
Step 5



Step 6




Step 7



CODING

-362004

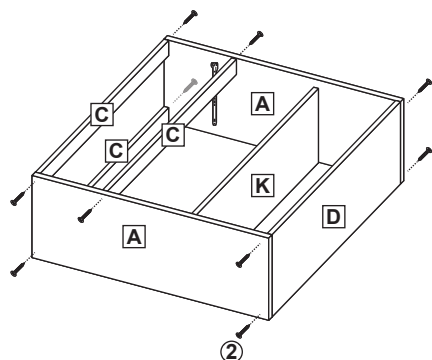
-362006



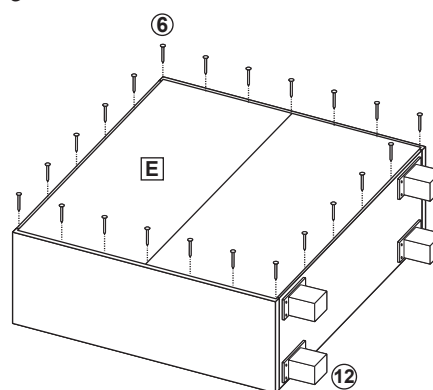
ISO 9001:2015
Reg. No. 000435-1-MY-1-QMS

nuhoom.com

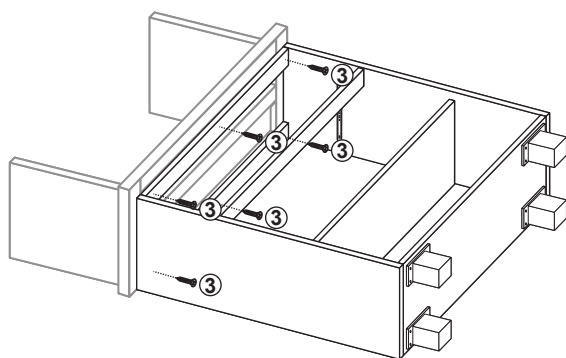
Step 8



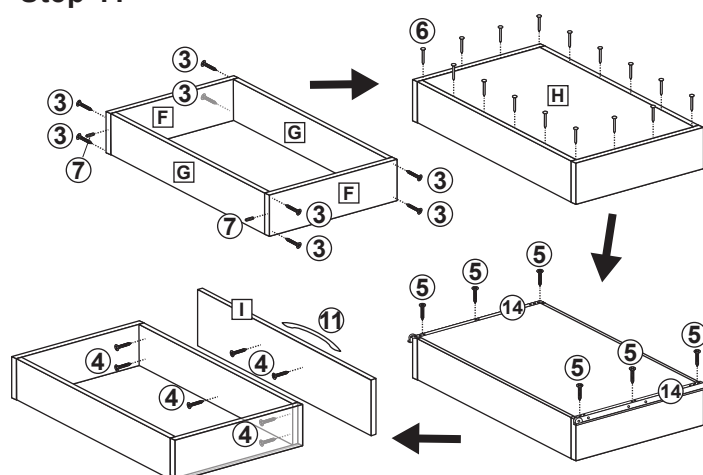
Step 9



Step 10



Step 11



Step 12

