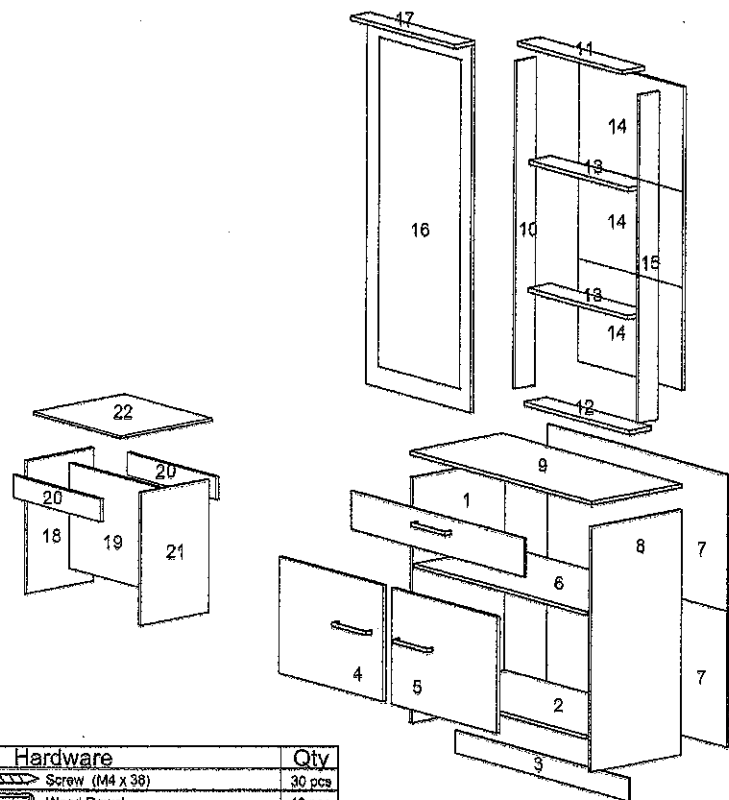


MODEL: DT-12/ DT-52/ DT-82 /DT-12



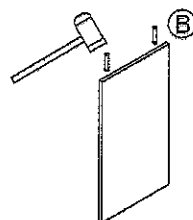
No	Hardware	Qty
A	Screw (M4 x 38)	30 pcs
B	Wood Dowel	48 pcs
C	Screw (M4 x 32)	14 pcs
D	Screw (M3 x 12)	22 pcs
E	Screw (M3.5 x 16)	25 pcs
F	Door Stud	4 pcs
G	Handle	3 pcs
H	Nail	12 pcs
I	Drawer Lock (short type)	1 pcs
J	Drawer Slide	2 pcs
K	Drawer Slide	2 pcs
L	Magnet with Leg	2 pcs
M	Magnet Plate (2 Holes)	2 pcs
N	Stopper	1 pcs
O	Cam Bolt	4 pcs
P	Cam Bolt	4 pcs
Q	Magnet Plate (1 Hole)	1 pcs
R	L-Holder	4 pcs
S	Plastic Leg Stud	8 pcs

* 4, 5 - DOOR
 * 16 - SLIDING MIRROR DOOR
 * 7, 14 - REAR PANEL

CAUTION

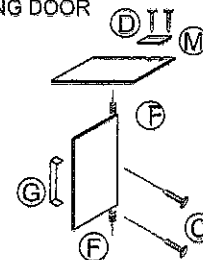
Material use-Laminated Plywood and particular board frame. To use soft dry cloth for cleaning purpose. DO NOT use detergent or chemical. Avoid contact with water and direct sunlight. To be assembled on a soft, dry, clean and smooth surface (environment)

1. FIXING WOOD DOWEL



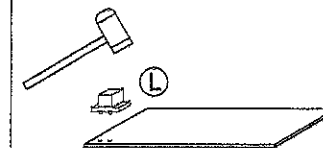
FIXING WOOD DOWEL TO PANEL 1, 2, 3, 6, 8, 11, 12, 13, 16, 18, 19, 20, 21

2. FIXING DOOR



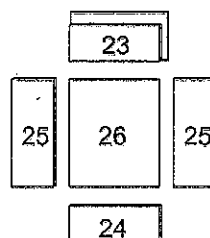
FIXING DOOR TO PANEL 4, 5

3. FIXING MAGNET PLATE

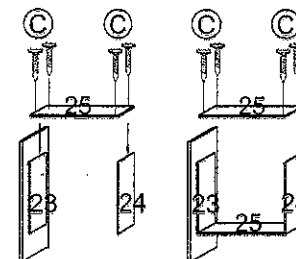


FIXING MAGNET TO PANEL 6

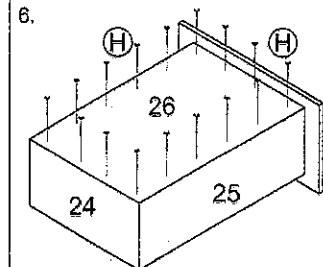
4. DRAWER PARTS



5. ASSEMBLING DRAWER

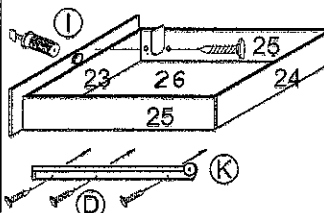


6.

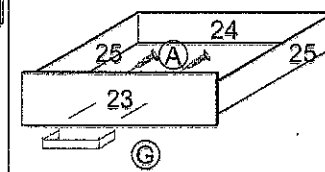


APPLIED NAILS TO DRAWER PANEL 26 (BACK PORTION)

7. FIXING DRAWER SLIDE

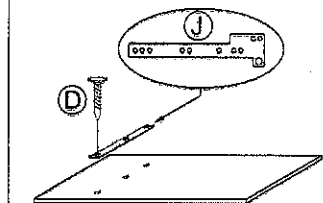


8. FIXING HANDLE



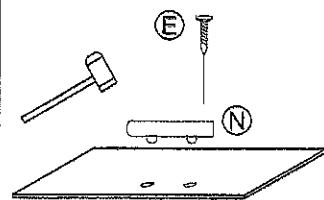
FIXING HANDLE TO PANEL 23

9. FIXING DRAWER SLIDE



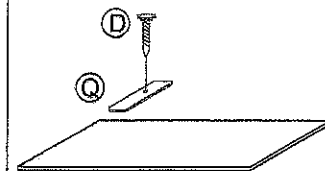
FIXING CL DRAWER SLIDE TO PANEL 1 AND OR DRAWER SLIDE TO PANEL 8

10. FIXING STOPPER



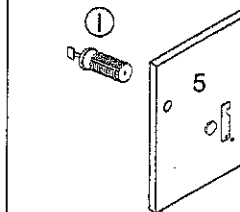
FIXING STOPPER TO PANEL 6

11. FIXING MAGNET PLATE



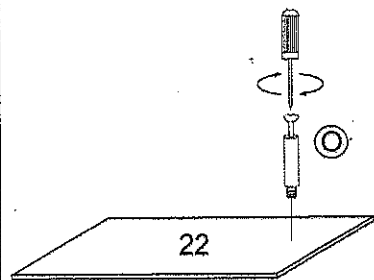
FIXING MAGNET PLATE TO PANEL 4

12.



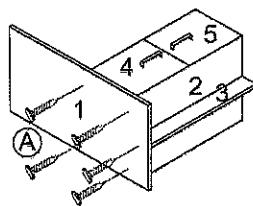
FIXING LOCK TO PANEL 5

13. FIXING CAM BOLT



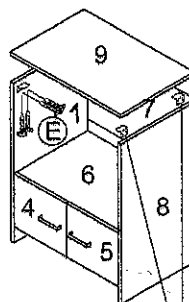
FIXING SCREW TO PANEL 22

15.

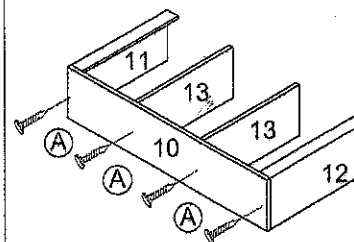


FIXING SCREW TO PANEL 1
* 4, 5 - DOOR

17.

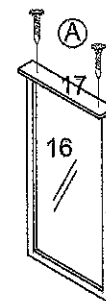


18.



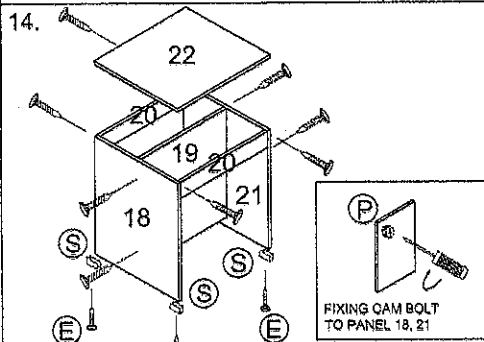
FIXING SCREW TO PANEL 10

20.



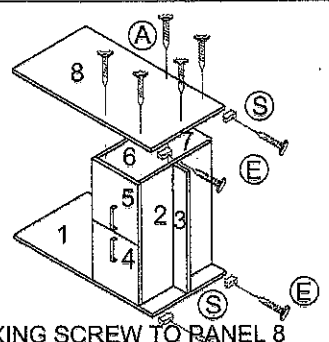
FIXING SCREW TO PANEL 17
* 16 - SLIDING MIRROR DOOR

14.



FIXING SCREW TO PANEL 18, 21

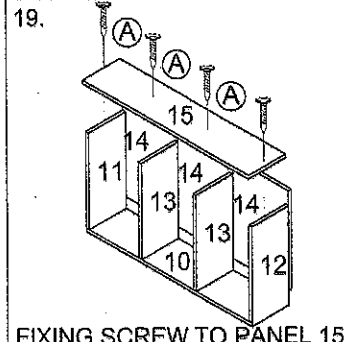
16.



FIXING SCREW TO PANEL 8
* 4, 5 - DOOR * 7 - REAL PANEL

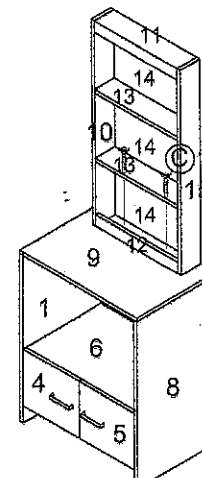
FIXING L HOLDER
TO PANEL 1, 8, 9
* 4, 5 - DOOR
* 7 - REAL PANEL

19.



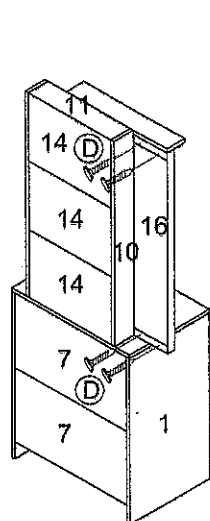
FIXING SCREW TO PANEL 15
* 14 - REAR PANEL

21.



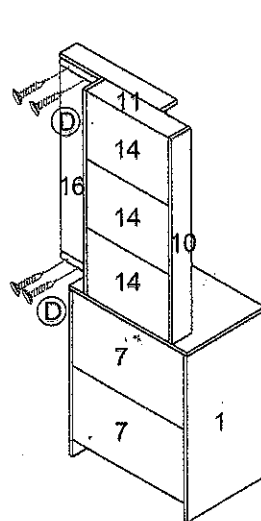
FIXING SCREW TO PANEL 12
* 14 - REAR PANEL
* 4, 5 - DOOR

22.



FIXING SCREW TWO
WAY SLIDE TO
PANEL 16
* 16 - SLIDING
MIRROR DOOR
* 7, 14 - REAL PANEL

23.



FIXING SCREW TWO
WAY SLIDE TO
PANEL 16
* 16 - SLIDING
MIRROR DOOR
* 7, 14 - REAL PANEL

24.

