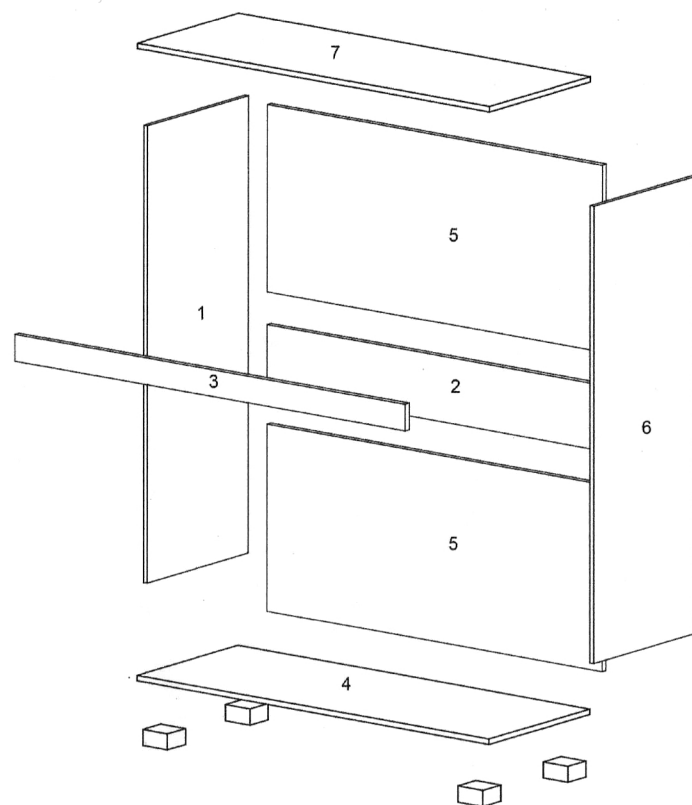


MODEL: 5D - 78/ 5D - 21/ 5D - 59/ 5D - 70



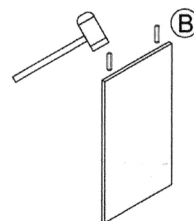
* 5 -- REAR PANEL

No	Hardware	Qty
A	Screw (M4 x 38)	12 pcs
B	Wood Dowel (6 x 25)	14 pcs
C	Screw (M4 x 50)	10 pcs
D	Screw (M3 x 12)	60 pcs
E	Screw (M4 x 32)	40 pcs
F	Screw (M3.5 x 16)	17 pcs
G	Drawer Slide	5 pcs
H	Drawer Slide	5 pcs
I	Drawer Lock	1 pcs
J	Nail	50 pcs
K	PVC Leg	4 pcs
L	Handle	5 pcs
M	Stopper	1 pcs

CAUTION

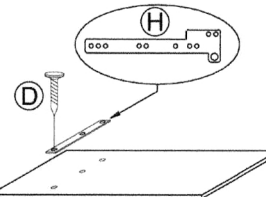
Material use chipboard. To use soft dry cloth for cleaning purpose. DO NOT use detergent or chemical. Avoid contact with water and direct sunlight. To be assembled on a soft, dry, clean and smooth surface (environment)

1. FIXING WOOD DOWEL



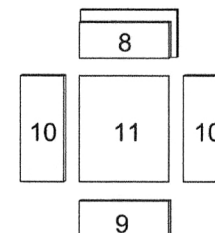
FIXING WOOD DOWEL TO PANEL 1, 2, 3, 6

2. FIXING DRAWER SLIDE

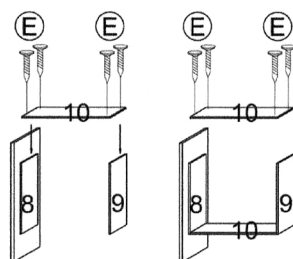


FIXING CL DRAWER SLIDE TO PANEL 1 AND CR DRAWER SLIDE TO PANEL 6

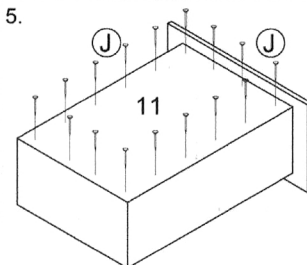
3. DRAWER PARTS



4. ASSEMBLING DRAWER

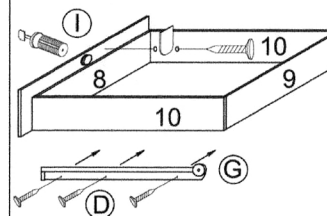


5.

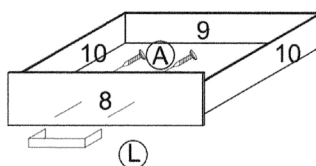


APPLIED NAILS TO DRAWER PANEL 11 (BACK PORTION)

6. FIXING DRAWER SLIDE

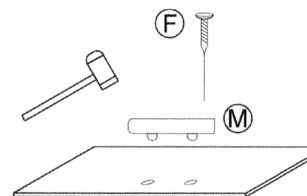


7. FIXING HANDLE



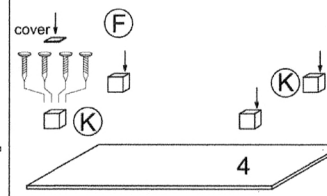
FIXING HANDLE TO PANEL 8

8. FIXING STOPPER



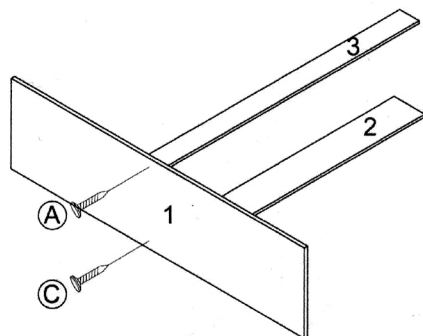
FIXING STOPPER TO PANEL 7

9.



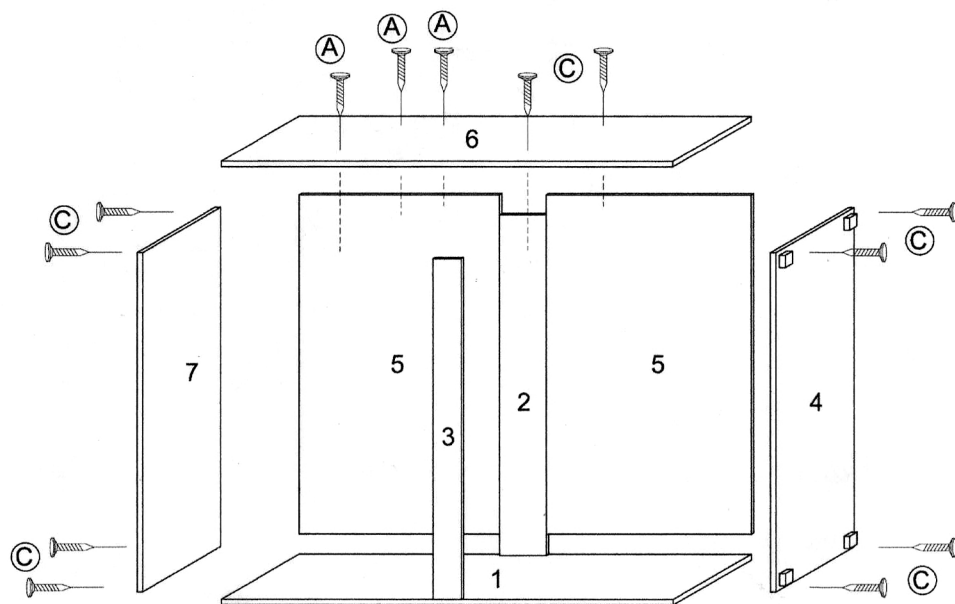
FIXING PVC LEG TO PANEL 4

10.



FIXING SCREWS TO PANEL 1

11.



FIXING SCREWS TO PANEL 4, 6, 7
* PANEL 5 - REAR PANEL

12.

