


CODING

- 3449001
- 3449002
- 3449003









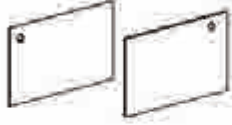
ISO 9001:2015
Reg. No. 000435-1-MY-1-QMS

nesthouz.com

Read the instruction carefully. Remove all the wrapping material. Staples and straps from the carton. Refer to the hardware and furniture part list for guidance. Be sure that you have all the parts before you start assembling. Place all the wooden furniture part on a clean and flat soft surface, such as carpet or rubbermat to prevent from scratches

CAUTION
KEEP ALL THE PARTS OUT REACH OF CHILDREN

ITEM	HARDWARE LIST	QTY	SPARE QTY
①	JCBC SCREW M6 X 35mm 	6	
②	SPRING WASHER 1/4" 	6	
③	FLAT WASHER 1/4" 	6	
④	M4 ALLEN KEY (BALL SHAPE) LONG 	1	

ITEM	PART LIST	QTY
Ⓐ	CABINET 	1
Ⓑ	LEG (L & R) 	2
Ⓒ	SLIDE DOOR 	2

CODING

-3449001
-3449002
-3449003



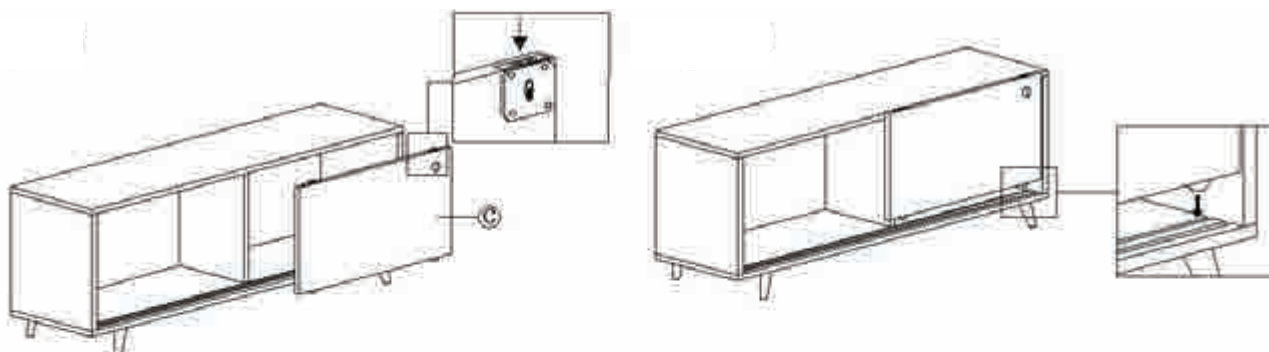
ISO 9001:2015
Reg. No. 000435-1-MY-1-QMS

nesthouz.com

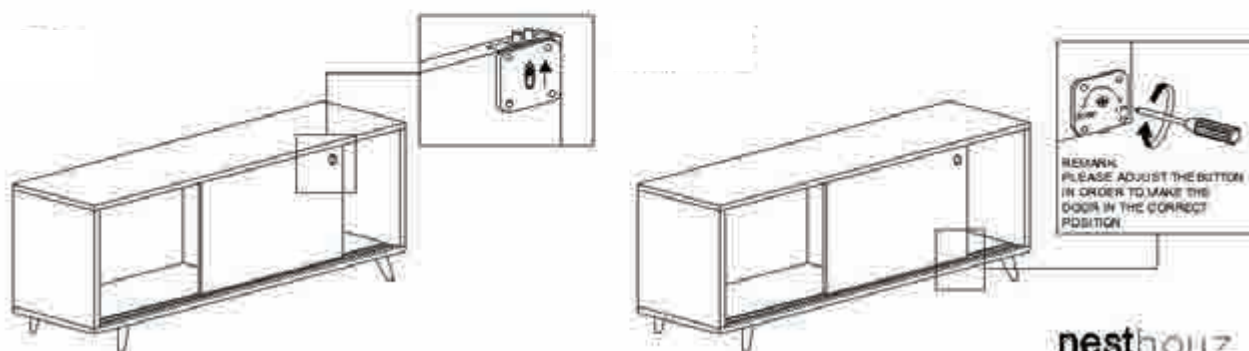
1



2



3



nesthouz