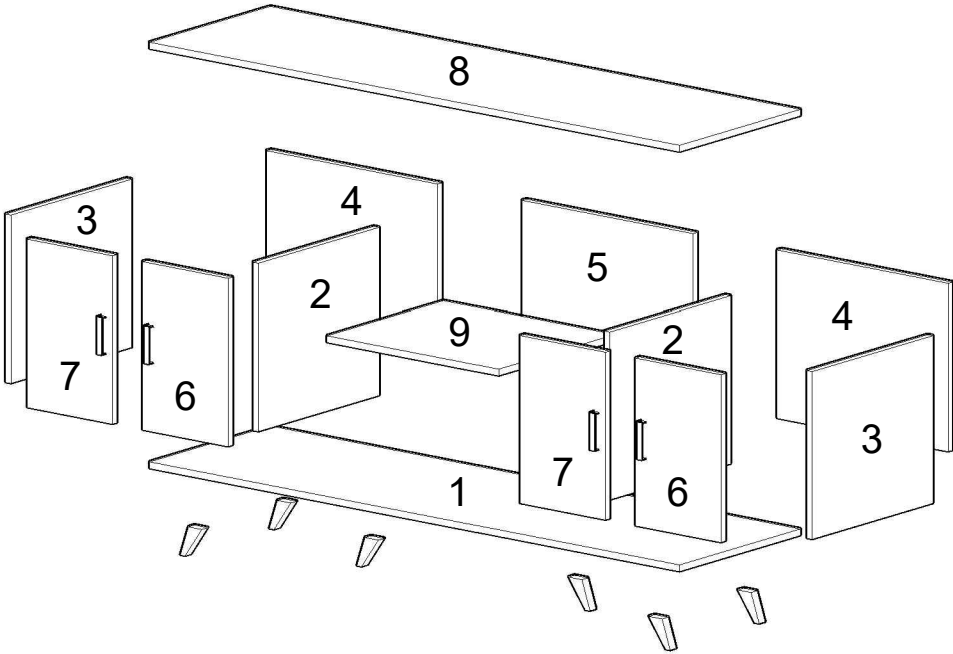


MODEL: TV-164/ TV-364/ TV-564/ TV-764



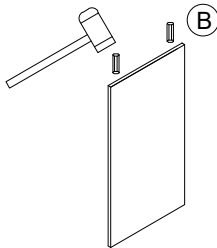
* 4, 5 -- REAR PANEL
* 6, 7 -- DOOR
* 9 -- SHELVES

No	Hardware	Qty
A	Screw (M4 x 38)	12 pcs
B	Screw (M6 x 25)	16 pcs
C	Screw (M4 x 32)	8 pcs
D	Screw (M3 x 12)	8 pcs
E	Screw (M3.5 x 16)	24 pcs
F	Door Stude	8 pcs
G	Handle	4 pcs
H	Self Support	4 pcs
I	Magnet with leg	4 pcs
J	Magnet Plate (2 Holes)	4 pcs
K	PVC Leg	6 pcs

CAUTION

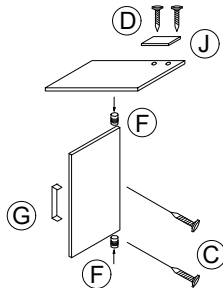
Material use- Chip Board. To use soft dry cloth for cleaning purpose.
DO NOT use detergent or chemical. Avoid contact with water and direct sunlight. To be assembled on a soft, dry clean and smooth surface (environment)

1. FIXING WOOD DOWEL



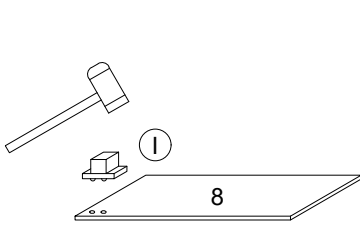
FIXING WOOD DOWEL TO
PANEL 2, 3

2. FIXING DOOR



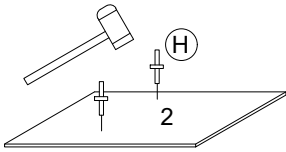
FIXING HANDLE TO PANEL
6, 7

3. FIXING MAGNET



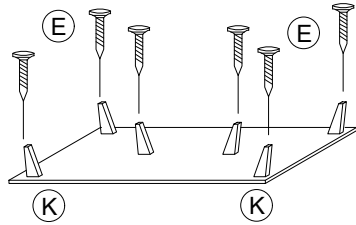
FIXING MAGNET TO PANEL 8

4. FIXING METAL SELF
SUPPORT



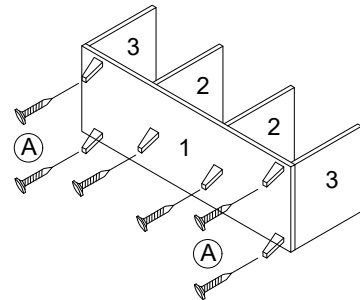
FIXING SELF SUPPORT TO
PANEL 2

5.



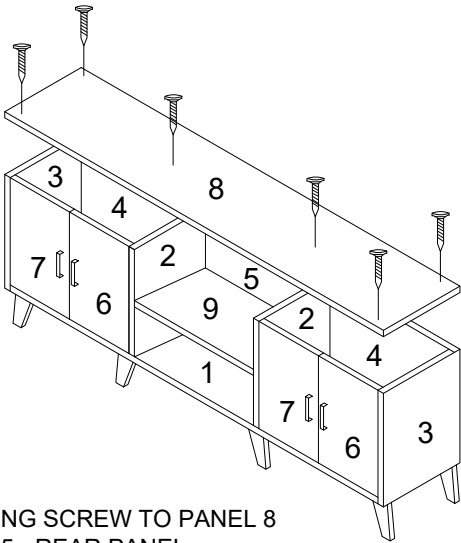
FIXING PVC LEG TO PANEL 1

6.



FIXING SCREW TO PANEL 1

7.



FIXING SCREW TO PANEL 8

* 4, 5 - REAR PANEL
* 9 - SHELVES

8.

