

## CODING

- 333005

ISO 9001:2015  
Reg. No. 000435-1-MY-1-QMS

nuhoom.com

Read the instructions carefully. Remove all the wrappings , staples and straps from the carton. Refer to the hardware and furniture part list for guidance. Make sure that you have all the parts before you start assembling. Place all the wooden furniture parts on a clean, flat and soft surface, such as a carpet or rubbermat to prevent scratches.

## CAUTION

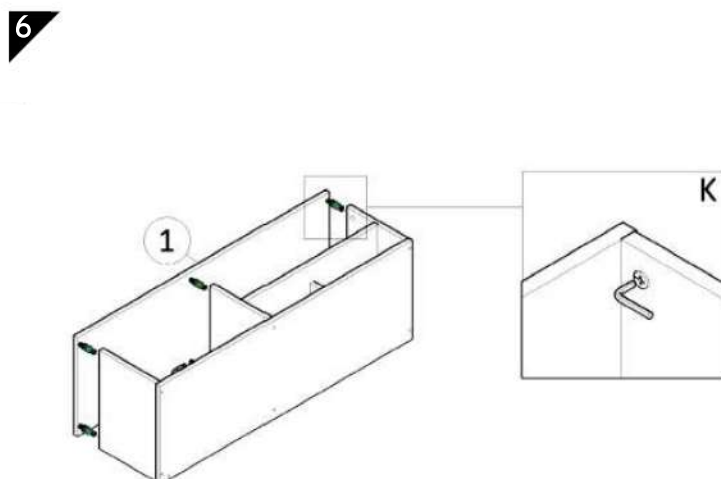
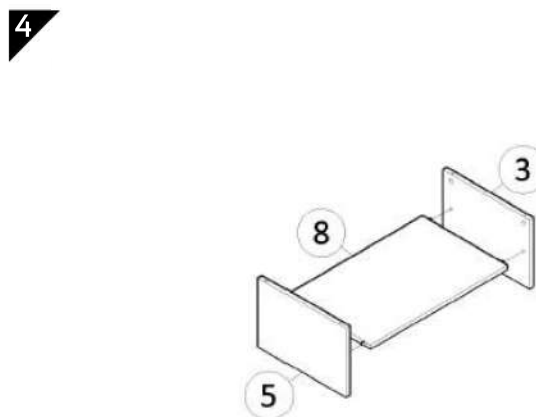
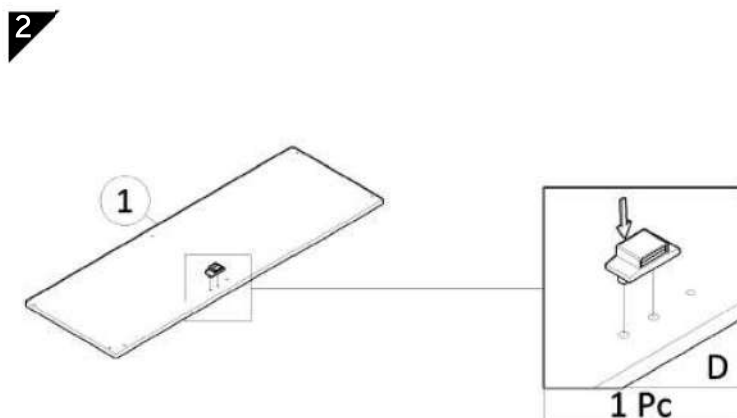
KEEP ALL THE PARTS OUT OF CHILDREN'S REACH.

ITEM	PHOTO	HARDWARE NAME	QTY	ITEM	PHOTO	PARTS NAME	QTY
(A)		MINIFIX M5X24MM	6 PCS	(1)		TOP PANEL	1 PC
(B)		MINIFIX CASING	6 PCS	(2)		BOTTOM PANEL	1 PC
(C)		WOOD DOWEL M8X30MM	8 PCS	(3)		SIDE PANEL LEFT	1 PC
(D)		BROWN MAGNET + STEEL PLATE + SCREW M3X12MM	1PC + 1PC + 1 PC	(4)		SIDE PANEL RIGHT	1 PC
(E)		SCREW M3.5X16MM	2 PCS	(5)		CENTER PANEL	1 PC
(F)		DOOR HOLDER + SCREW M3X12MM	2PCS + 4PCS	(6)		STAND PANEL	1 PC
(G)		SCREW M6X50MM	6 PCS	(7)		BACK MDF BOARD	1 PC
(H)		POWER PIN	25 PCS	(8)		SHELF PANEL	1 PC
(I)		PVC SQUARE LEG + SCREW M3.5X16MM	5PCS + 20PCS	(9)		DOOR PANEL	1 PC
(J)		KNOCK HANDLE + SCREW M4X25MM	1PC + 1PC				
(K)		ALLEN KEY	1 PC				

A wooden TV stand with a cabinet and open shelving. The stand is made of dark wood and features a large open shelf on the left, a smaller shelf below it, and a cabinet with a single door on the right. It is supported by four black legs.

**ISO 9001:2015**  
Reg. No. 000435-1-MY-1-QMS

**nuhoom.com**



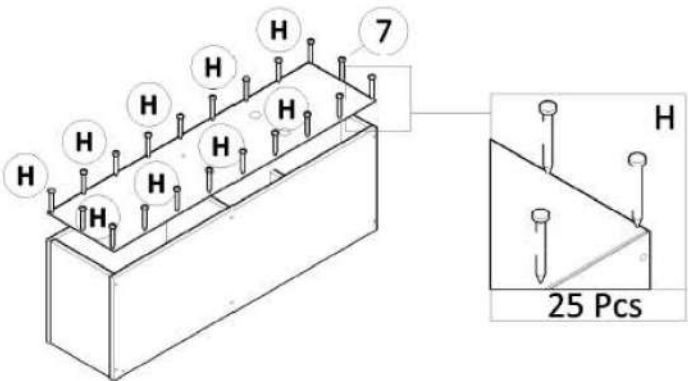
CODING  
- 333005



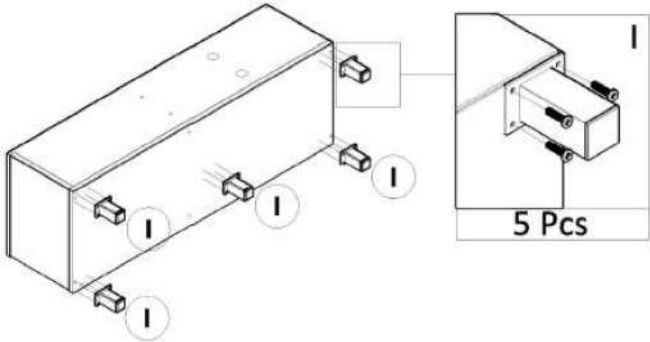
ISO 9001:2015  
Reg. No. 000435-1-MY-1-QMS

nuhoom.com

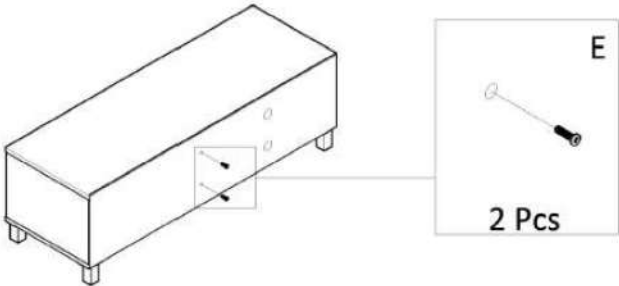
7



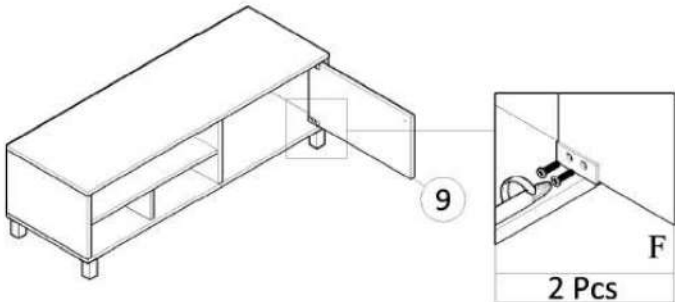
8



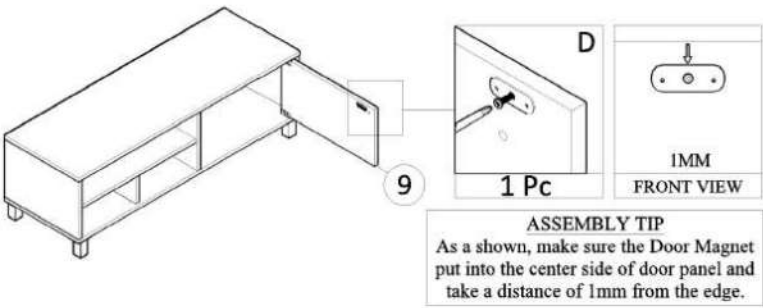
9



10



11



12 COMPLETED

