

CODING

- 248030
- 248031
- 248032
- 248033



ISO 9001:2015
Reg. No. 000435-1-MY-1-QMS

nesthouz.com

Read the instruction carefully. Remove all the wrapping material, staples and straps from the carton. Refer to the hardware and furniture part list for guidance. Be sure that you have all the parts before you start assembling. Place all the wooden furniture part on a clean and flat soft surface, such as carpet or rubbermat to prevent from scratches.

CAUTION


KEEP ALL THE PARTS OUT OF REACH OF CHILDREN .

ITEM	PHOTO	HAREWARE NAME	QTY
A		JCBC SCREW M6 x 60MM	8
B		FLAT WASHER M6	8
C		SPRING WASHER M6	8
D		ALLEN KEY M4	1
E		C/B SCREW M4 X 32MM	8
F		C/B SCREW M4 X 16MM(BL)	2

ITEM	PHOTO	PARTS NAME	QTY
1		FRONT LEG (A)	1
2		FRONT LEG (B)	1
3		BACK LEG (C)	1
4		BACK LEG (D)	1
5		SEAT CUSHION	1
6		SIDE SUPPORT	2
7		FRONT SUPPORT	1
8		BACK SUPPORT	1
9		METAL SUPPORT BAR	1

CODING

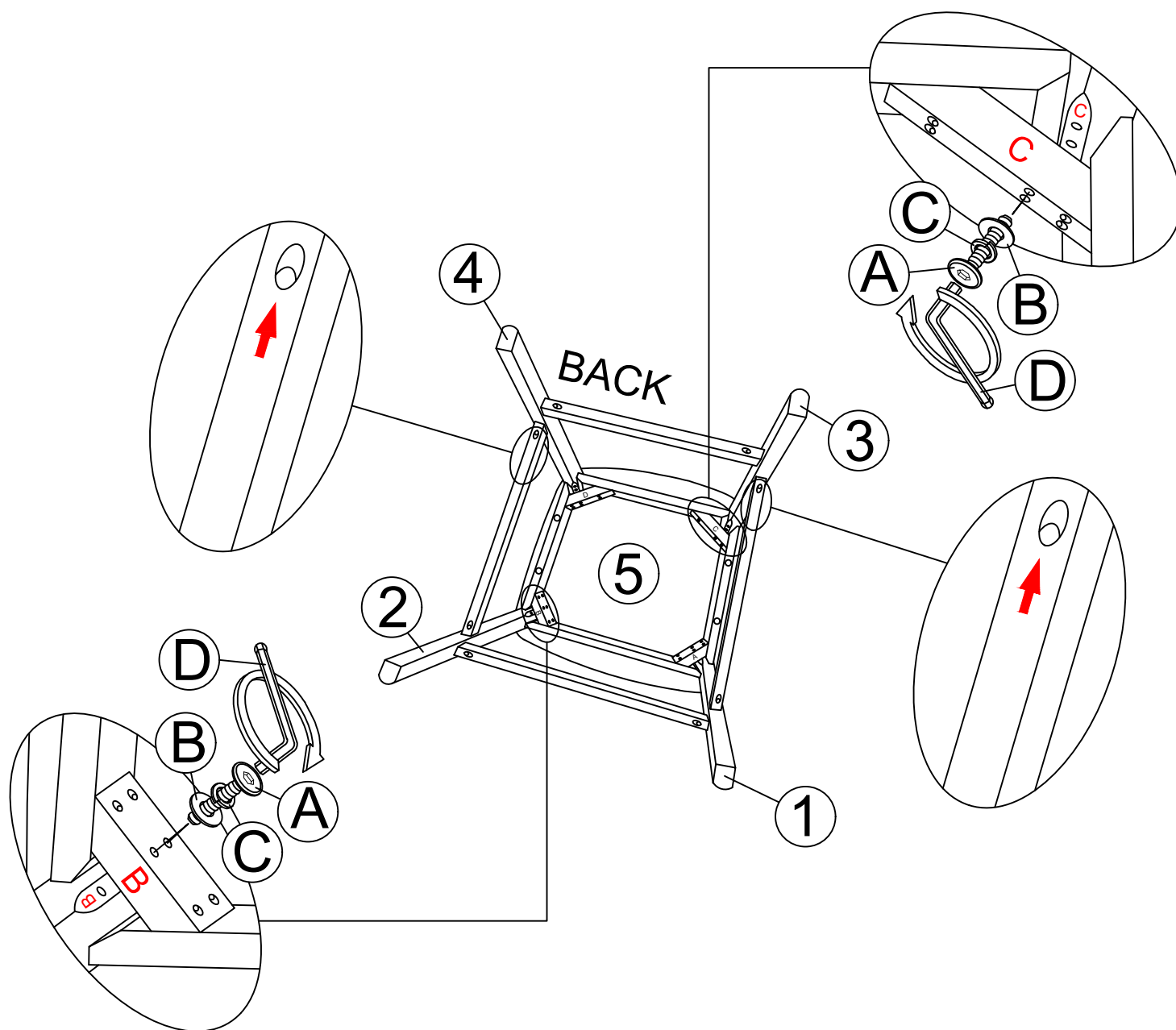
- 248030
- 248031
- 248032
- 248033



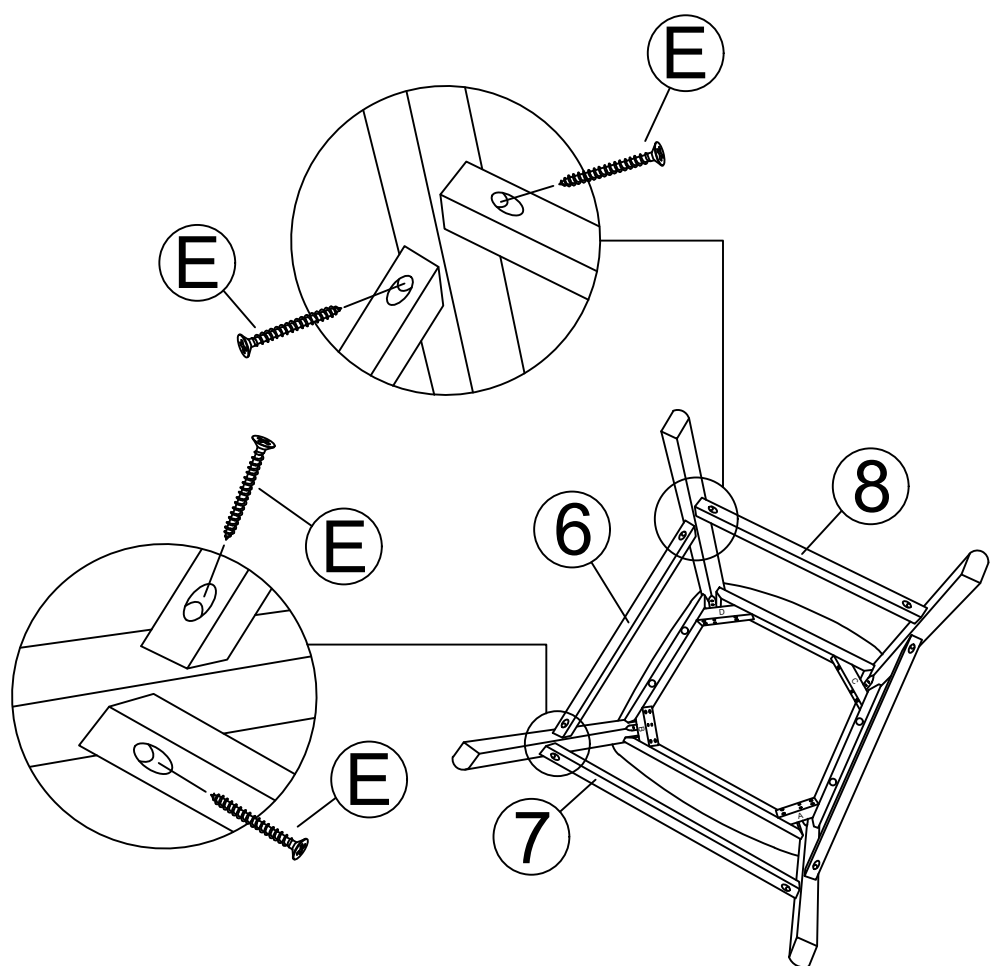
ISO 9001:2015
Reg. No. 000435-1-MY-1-QMS

nesthouz.com

1



2



3

