


## CODING

-248027






ISO 9001:2015  
Reg. No. 000435-1-MY-1-QMS

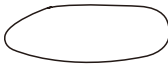

nesthouz.com

Read the instructions carefully. Remove all the wrappings, staples and straps from the carton. Refer to the hardware and furniture part list for guidance. Make sure that you have all the parts before you start assembling. Place all the wooden furniture parts on a clean, flat and soft surface, such as a carpet or rubbermat to prevent scratches.

## CAUTION


KEEP ALL THE PARTS OUT OF CHILDREN'S REACH.

ITEM	PHOTO	HAREWARE NAME	QTY
(A)		1/4" x 9/5"	4
(B)		1/4" x 5/8"	4
(C)			1

TIEM	PHOTO	PARTS NAME	QTY
①		Top	1
②		Leg	1

CODING

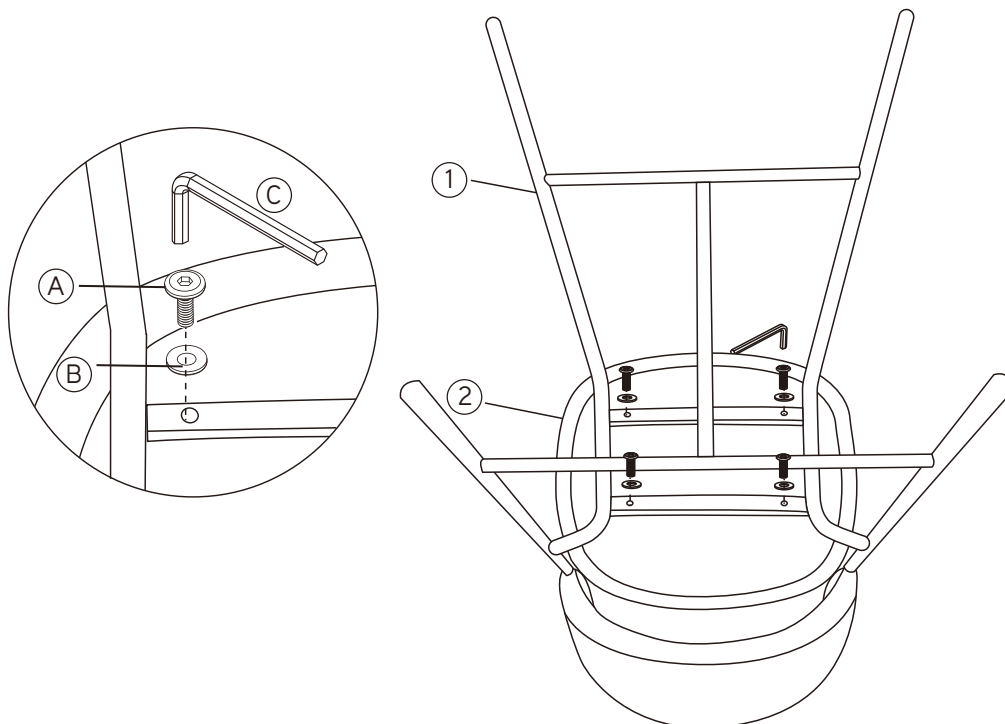
- 248027



ISO 9001:2015  
Reg. No. 000435-1-MY-1-QMS

nesthouz.com

1



2

