

CODING  
-245008









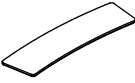



ISO 9001:2015  
Reg. No. 000435-1-MY-1-QMS

LUooma.com

Read the instruction carefully. Remove all the wrapping material staples and straps from the carton. Refer to the hardware and furniture part list for guidance. Be sure you have all part before you start assembling. Place all the wooden furniture part on a clean and flat surface, such as carpet or rubbermat to prevent scratches.

CAUTION  
KEEP ALL THE PARTS OUT OF CHILDREN'S REACH.

ITEM	PHOTO	HARDWARE NAME	QTY
(A)		JCBC BOLT M6 x 60mm	5
(B)		JCBC BOLT M6 x 45mm	4
(C)		SPRING WASHER M6	9
(D)		FLAT WASHER M6 x 13mm	6
(E)		ALLEN KEY M4	1
(F)		FH SCREW #8 x 25mm	6

ITEM	PHOTO	PARTS NAME	QTY
(1)		BENCH SEAT	1
(2)		LEG	3
(3)		CROSS BAR	1
(4)		WOODEN BLOCK	3

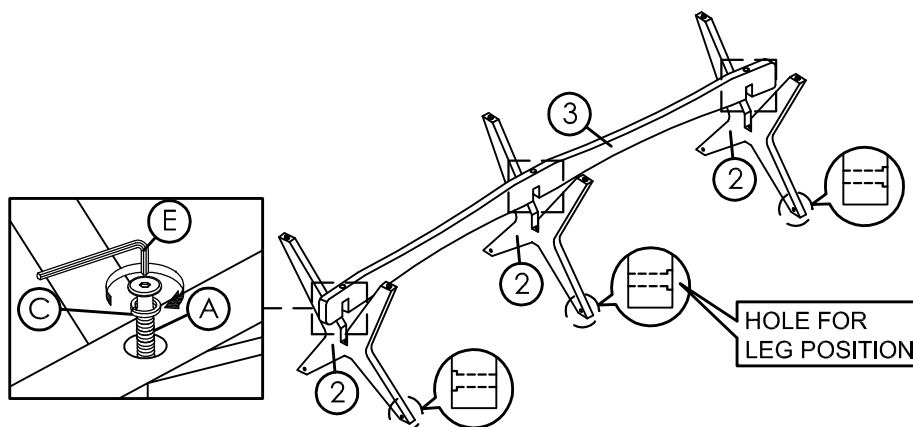
CODING  
-245008



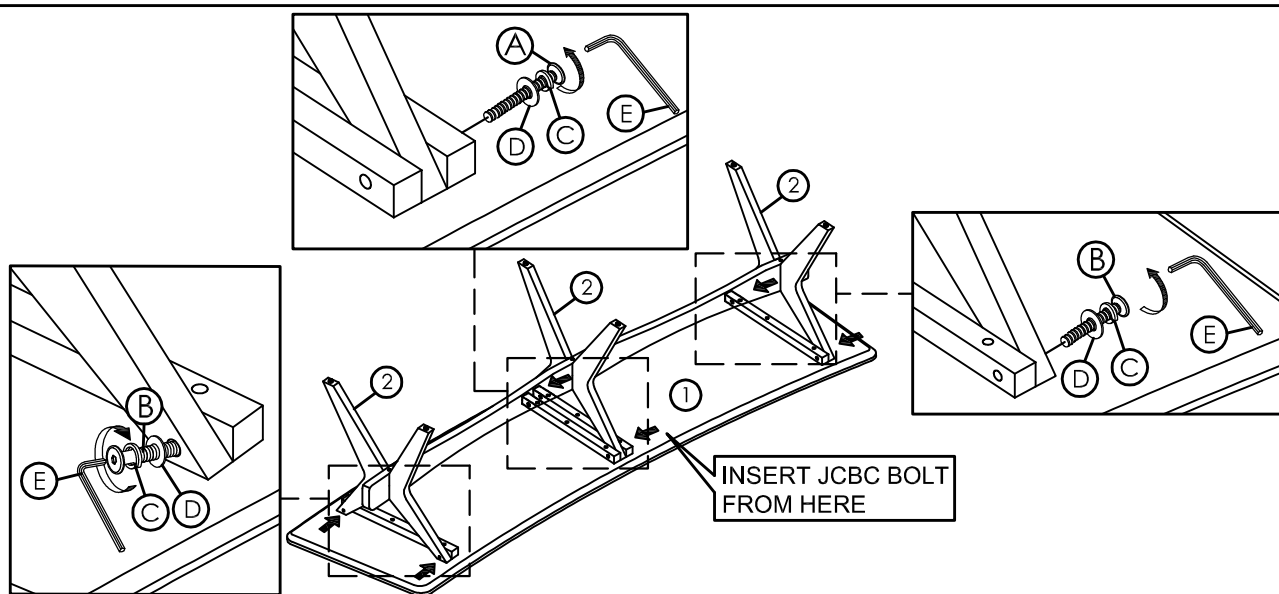
ISO 9001:2015  
Reg. No. 000435-1-MY-1-QM5

LUUOMA.COM

1



2



3

