

CODING

- 243026
- 243027
- 243044
- 243045
- 243049
- 243050






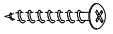





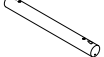

ISO 9001:2015
Reg. No. 009435-1-MY-1-QMS

LUOMA.COM

Read the instruction carefully. Remove all the wrapping material staples and straps from the carton. Refer to the hardware and furniture part list for guidance. Be sure you have all part before you start assembling. Place all the wooden furniture part on a clean and flat surface, such as carpet or rubbermat to prevent scratches.

CAUTION
KEEP ALL THE PARTS OUT OF CHILDREN'S REACH.

ITEM	PHOTO	HARDWARE NAME	QTY
(A)		HEX NUT 5/16"	8
(B)		SPRING WASHER 5/16"	8
(C)		FLAT WASHER 5/16"	8
(D)		SPANNER 12.8	1
(E)		PH CB SCREW M4 x 25mm	4
(F)		PH CB SCREW M4 x 32mm	4

ITEM	PHOTO	PARTS NAME	QTY
(1)		BENCH TOP	1
(2)		BENCH LEG RIGHT	2
(3)		BENCH LEG LEFT	2
(4)		SIDE RAIL	2
(5)		SHELF PANEL	1

CODING

- 243026
- 243027
- 243044
- 243045
- 243049
- 243050



ISO 9001:2015
Reg. No. 000435-1-MY-1-QM35

LUOMA.com

