


CODING:
- 241709








ISO 9001:2015
Reg. No. 000435-1-MY-1-QMS



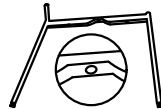
LUooma.com

Read the instructions carefully. Remove all the wrappings , staples and straps from the carton. Refer to the hardware and furniture part list for guidance. Make sure that you have all the parts before you start assembling. Place all the wooden furniture parts on a clean, flat and soft surface, such as a carpet or rubbermat to prevent scratches.


CAUTION

KEEP ALL THE PARTS OUT OF CHILDREN'S REACH.

ITEM	PHOTO	HAREWARE NAME	QTY
(A)		M6x35	1
(B)		Spring Washer	1
(C)		Washer	5
(D)		Allen Key	1
(E)		M6x40	4

ITEM	PHOTO	PARTS NAME	QTY
(1)		Chair Seat	1
(L)		Lower Chair Leg	1
(R)		Upper Chair Leg	1

CODING:
- 241709

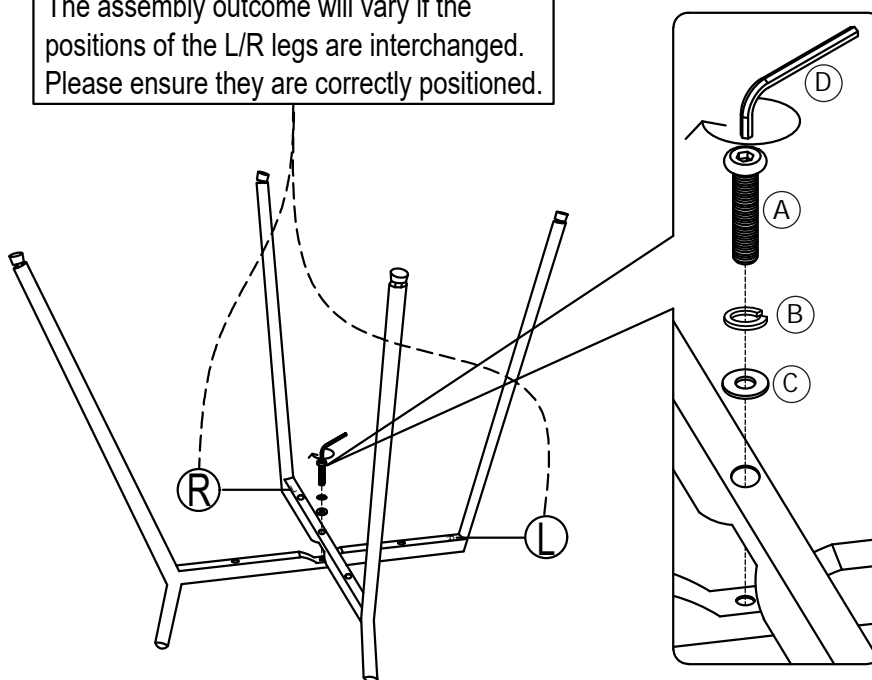


ISO 9001:2015
Reg. No. 000435-1-MY-1-QMS

LUooma.com

1

The assembly outcome will vary if the positions of the L/R legs are interchanged. Please ensure they are correctly positioned.



2

