


## CODING:

- 241699
- 241700





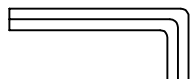


ISO 9001:2015  
Reg. No. 000435-1-MY-1-QMS




**LUooma.com**

Read the instructions carefully. Remove all the wrappings , staples and straps from the carton. Refer to the hardware and furniture part list for guidance. Make sure that you have all the parts before you start assembling. Place all the wooden furniture parts on a clean, flat and soft surface, such as a carpet or rubbermat to prevent scratches.


**CAUTION**

KEEP ALL THE PARTS OUT OF CHILDREN'S REACH.

ITEM	PHOTO	HAREWARE NAME	QTY
(A)		M6x35	2
(B)		Washer	6
(C)		Allen Key	1
(D)		M6x50	4
(E)		Foam Pad	4

ITEM	PHOTO	PARTS NAME	QTY
①		Chair Seat	1
②		Chair Leg	1
③		Chair Leg	1

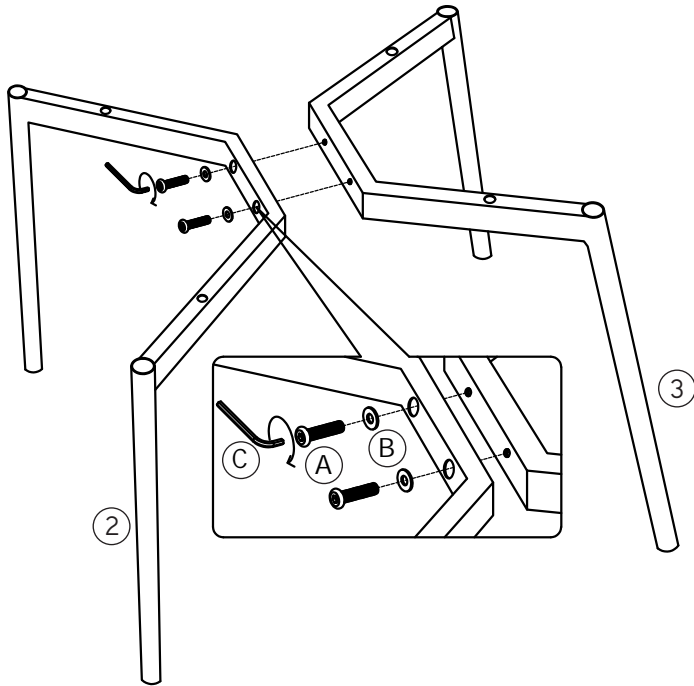
CODING:  
- 241699  
- 241700



ISO 9001:2015  
Reg. No. 000435-1-MY-1-QMS

LUooma.com

1



2

