

CODING

- 241656

- 241655



ISO 9001:2015






Reg.No. 000435-1-MY-1-QMS









nuhoom.com

Read the instructions carefully. Remove all the wrappings, staples and straps from the carton. Refer to the hardware and furniture part list for guidance. Make sure that you have all the parts before you start assembling. Place all the wooden furniture parts on a clean, flat and soft surface, such as a carpet or rubbermat to prevent scratches.

CAUTION

KEEP ALL THE PARTS OUT OF CHILDREN'S REACH.

ITEM	PHOTO	HAREWARE NAME	QTY
(A)		M4 x 110mm ALLEN KEY.	1
(B)		M6 x 50mm JCBC BOLT	8
(C)		Spring Washer	8
(D)		Wood Dowel 8 x 30mm	2
(E)		Screw M4 x 32mm	10

ITEM	PHOTO	HAREWARE NAME	QTY
(1)		Back Frame	1
(2)		Front Frame	1
(3)		Side Rail L	1
(4)		Side Rail R	1
(5)		Center Rail	1
(6)		Cushion Seat	1
(7)		Stretcher L	1
(8)		Stretcher R	1

CODING
- 241656
- 241655



ISO 9001:2015
Reg.No. 000435-1-MY-1-QMS

nuhoom.com

