


CODING

-241648




ISO 9001:2015
Reg. No. 000435-1-MY-1-QMS

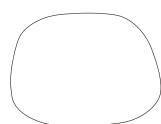

nesthouz.com

Read the instructions carefully. Remove all the wrappings, staples and straps from the carton. Refer to the hardware and furniture part list for guidance. Make sure that you have all the parts before you start assembling. Place all the wooden furniture parts on a clean, flat and soft surface, such as a carpet or rubbermat to prevent scratches.

CAUTION


KEEP ALL THE PARTS OUT OF CHILDREN'S REACH.

| ITEM | PHOTO | HAREWARE NAME | QTY |
|------|---|---------------|-----|
| (A) |  | 1/4" x 9/5" | 4 |
| (B) |  | 1/4" x 5/8" | 4 |
| (C) |  | | 1 |

| TIEM | PHOTO | PARTS NAME | QTY |
|------|--|------------|-----|
| ① |  | Top | 1 |
| ② |  | Leg | 1 |

CODING

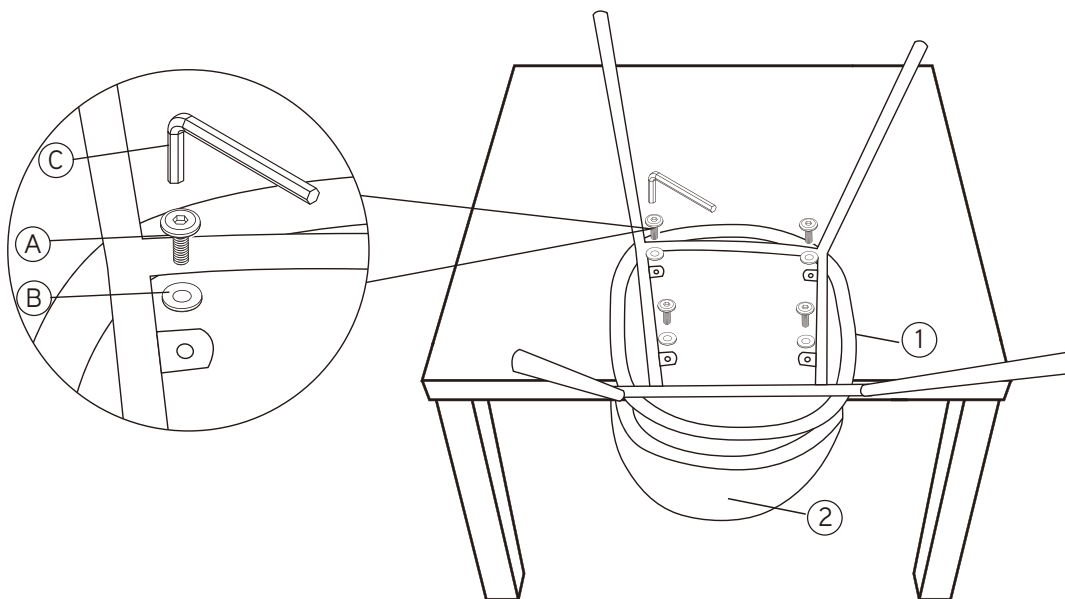
- 241648



ISO 9001:2015
Reg. No. 000435-1-MY-1-QMS

nesthouz.com

1



2

