


## CODING

- 241601
- 241448
- 241434








ISO 9001:2015  
Reg. No. 889057-1-107-1-0000




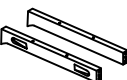
**LUOMA.com**

Read the instruction carefully. Remove all the wrapping material staples and straps from the carton. Refer to the hardware and furniture part list for guidance. Be sure you have all parts before you start assembling. Place all the wooden furniture part on a clean and flat surface, such as carpet or rubbermat to prevent scratches.

## CAUTION


KEEP ALL THE PARTS OUT OF CHILDREN'S REACH.

| ITEM | PHOTO   | HAREWARE NAME                     | QTY |
|------|---|-----------------------------------|-----|
| (A)  |  | JCBC SCREW<br>M6 x 50MM           | 4   |
| (B)  |  | SPRING WASHER<br>1/4"             | 4   |
| (C)  |  | PAN HEAD WOOD<br>SCREW M5 x 32mm  | 7   |
| (D)  |  | WOOD DOWEL<br>DIA 8 x 35MM        | 8   |
| (E)  |  | M4 ALLEN KEY<br>(BALL SHAPE) LONG | 1   |

| ITEM | PHOTO  | HAREWARE NAME     | QTY |
|------|--|-------------------|-----|
| (1)  |  | BACK REST         | 1   |
| (2)  |  | CUSHION SEAT      | 1   |
| (3)  |  | FRONT LEG         | 1   |
| (4)  |  | RAIL LEFT & RIGHT | 2   |

## CODING

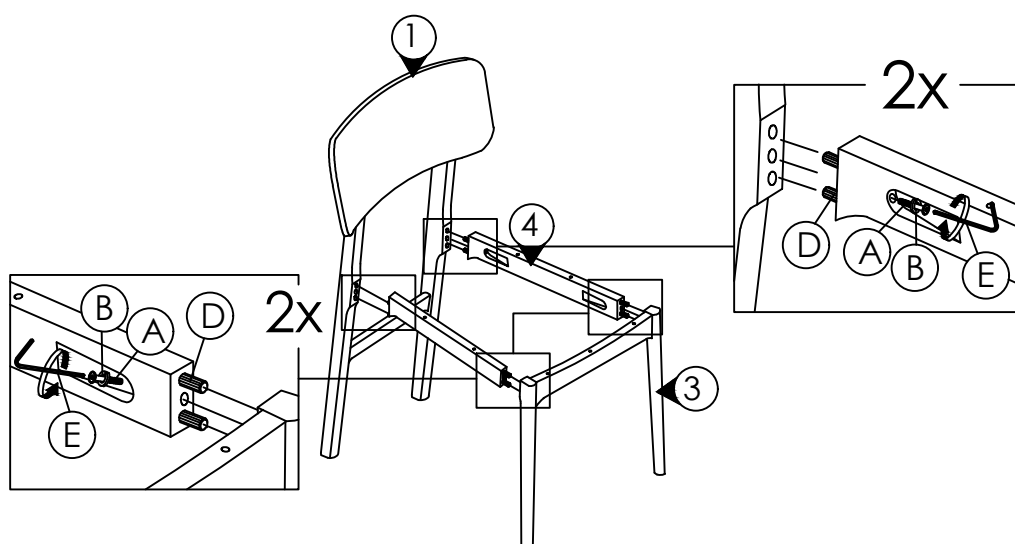
- 241601
- 241448
- 241434



ISO 9001:2015  
Reg. No. 00000000000000000000

LUOMA.com

1



2

