

CODING  
241595  
241596











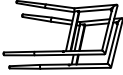

ISO 9001:2015  
Reg. No. 000435-1-MY-1-QMS

nesthouz.com

Read the instructions carefully. Remove all the wrappings , staples and straps from the carton. Refer to the hardware and furniture part list for guidance. Make sure that you have all the parts before you start assembling. Place all the wooden furniture parts on a clean, flat and soft surface, such as a carpet or rubbermat to prevent scratches.

CAUTION  
KEEP ALL THE PARTS OUT OF CHILDREN'S REACH.

ITEM	PHOTO	HAREWARE NAME	QTY
Ⓐ		JCBC SCREW M6x50MM	4
Ⓑ		CSK ALLEN CAP SCREW M6x45MM	2
Ⓒ		JCBC SCREW M6x20MM	2
Ⓓ		JCBC SCREW M6x20MM (SILVER)	2
Ⓔ		CHIPBOARD SCREW M4x45MM	2
Ⓕ		ALLEN KEY M4	1

ITEM	PHOTO	PARTS NAME	QTY
①		BACK REST	1
②		SEAT	1
③		LEG L/R	2
④		FRONT PANEL	1

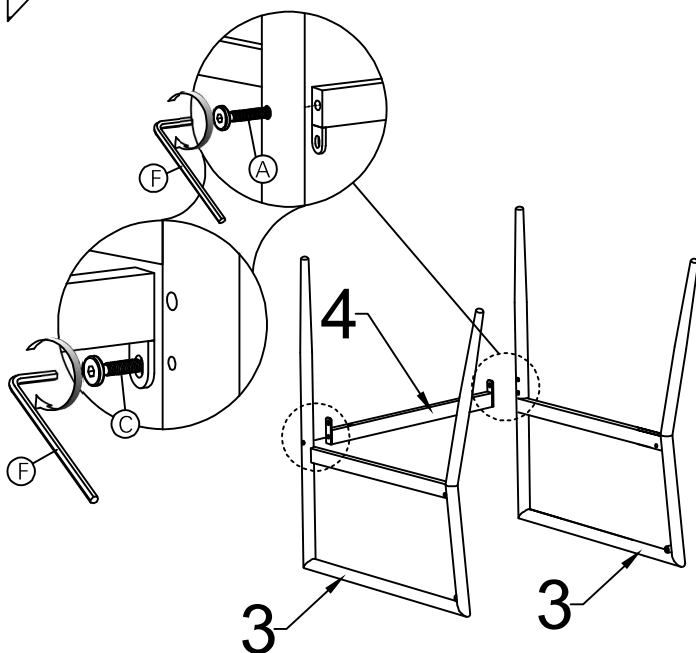
CODING  
241595  
241596



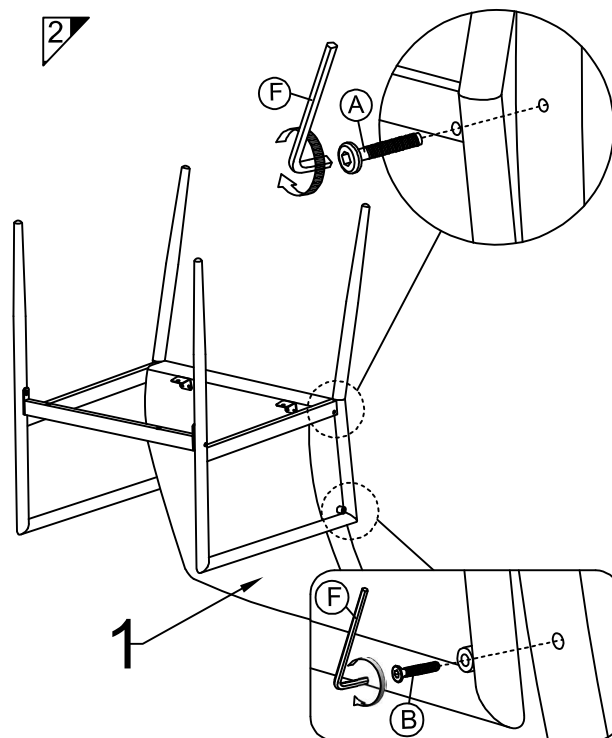
ISO 9001:2015  
Reg. No. 000435-1-MY-1-QMS

nesthouz.com

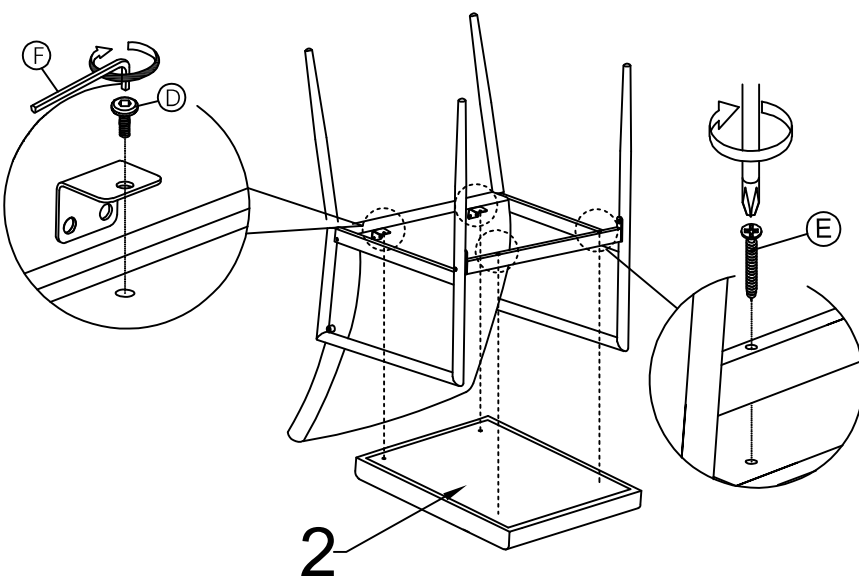
1



2



3



4

