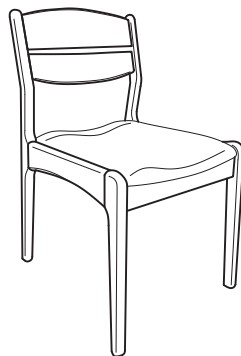


CODING
- 241529











ISO 9001:2015
Reg. No. 000435-1-MY-1-QMS

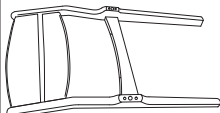
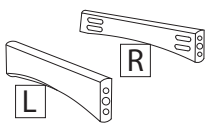
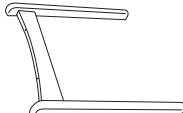

nestnordic.com

Read the instructions carefully. Remove all the wrappings, staples and straps from the carton. Refer to the hardware and furniture part list for guidance. Make sure that you have all the parts before you start assembling. Place all the wooden furniture parts on a clean, flat and soft surface, such as a carpet or rubbermat to prevent scratches.

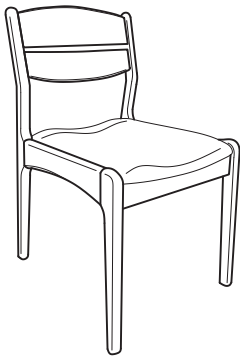
CAUTIONS:

KEEP ALL THE PARTS OUT OF CHILDREN'S REACH.

ITEM	PHOTO	HARDWARE NAME	QTY
(A)		JCBC SCREW M6 x 50MM	8
(B)		L BRACKET 18 X 20 X 2MM	2
(C)		SPRING WASHER 1/4"	8
(D)		CSK SCREW #8 X 32MM	4
(E)		CSK SCREW M3.5 X 16MM	4
(F)		NYLON WASHER 15 X 15 X 6MM	8
(G)		WOOD DOWEL Ø8 x 30MM	4
(H)		M4 ALLEN KEY LONG (BALL SHAPE)	1

ITEM	PHOTO	PARTS NAME	QTY
(1)		BACK REST	1
(2)		SIDE RAILS - L & R	2
(3)		FRONT LEG	1
(4)		CUSHION SEAT	1

CODING
- 241529



ISO 9001:2015
Reg. No. 000435-1-MY-1-QMS

nestnordic.com

