

CODING
- 241520
- 241521













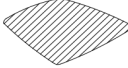
ISO 9001:2015
Reg.No. 000435-1-MY-1-QMS

nesthouz.com

Read the instructions carefully. Remove all the wrappings, staples and straps from the carton. Refer to the hardware and furniture part list for guidance. Make sure that you have all the parts before you start assembling. Place all the wooden furniture parts on a clean, flat and soft surface, such as a carpet or rubbermat to prevent scratches.

CAUTION
KEEP ALL THE PARTS OUT OF CHILDREN'S REACH.

ITEM	PHOTO	HAREWARE NAME	QTY
(A)		M4 x 110mm ALLEN KEY.	1
(B)		M6 x 50mm JCBC BOLT	10
(C)		Spring Washer	10
(D)		Wood Dowel 8 x 30mm	4
(E)		Screw M4 x 32mm	4

ITEM	PHOTO	HAREWARE NAME	QTY
(1)		Side Frame R	1
(2)		Side Frame L	1
(3)		Back Rail 1	1
(4)		Back Rail 2	1
(5)		Front Rail	1
(6)		Cushion Seat	1

CODING
- 241520
- 241521



ISO 9001:2015
Reg.No. 000435-1-MY-1-QMS

nesthouz.com

