

CODING  
-241513



ISO 9001:2015  
Reg. No. 000435-1-MY-1-QMS






nesthouz.com

Read the instruction carefully. Remove all the wrapping material, staples and straps from the carton. Refer to the hardware and furniture part list for guidance. Be sure that you have all the parts before you start assembling. Place all the wooden furniture part on a clean and flat soft surface, such as carpet or rubbermat to prevent from scratches.

## CAUTION

KEEP ALL THE PARTS OUT OF REACH OF CHILDREN .

ITEM	PHOTO	HARDWARE NAME	QTY
1		JCB SCREW M6 X 60MM	8
2		SPRING WASHER M6	8
3		NYLON-WASHER M6	8
4		C/B SCREW M4 X 32MM	10
5		WOOD DOWEL M8 X 30MM	4
6		ALLEN KEY M4 X 100MM	1
7		PASTE PAD 20MM	4

ITEM	PHOTO	PART NAME	QTY
A		BACK REST	1
B		FRONT LEG	1
C		RAIL ( L & R )	2
D		SEAT	1
E		RAIL SUPPORT ( L & R )	2

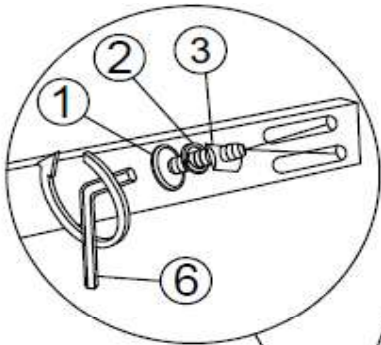
CODING  
-241513



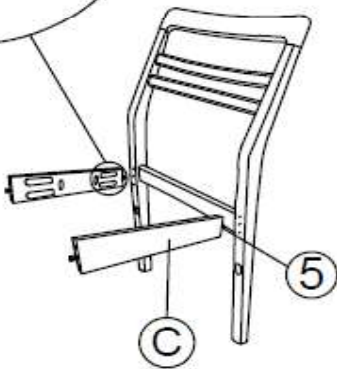
ISO 9001:2015  
Reg. No. 000435-1-MY-1-QMS

nesthouz.com

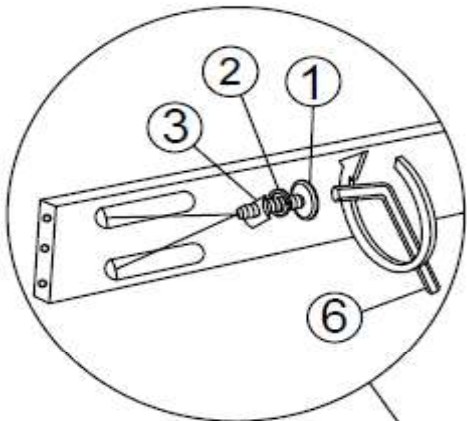
1



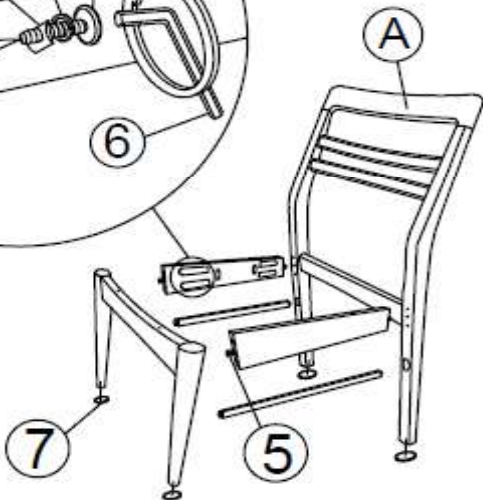
LOCK 80%



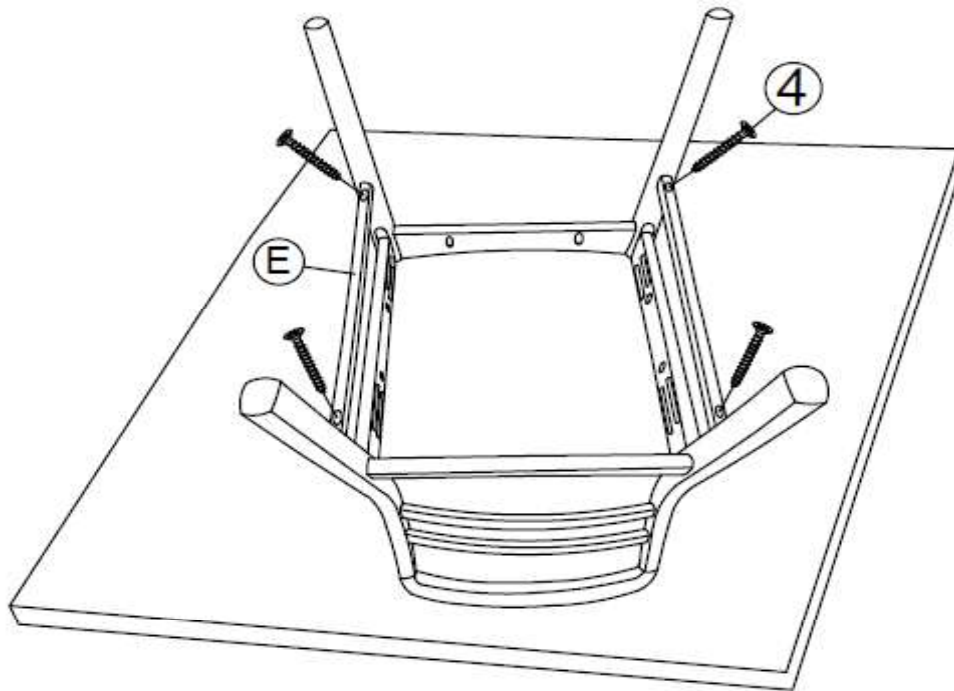
2



LOCK 80%



3



4

