

CODING

-241448

-241434






ISO 9001:2015
Reg. No. 000435-1-MEX-1-QMS




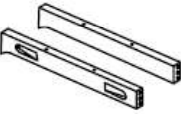
LUOMA.COM

Read the instructions carefully. Remove all the wrappings, staples and straps from the carton. Refer to the hardware and furniture part list for guidance. Make sure that you have all the parts before you start assembling. Place all the wooden furniture parts on a clean, flat and soft surface, such as a carpet or rubbermat to prevent scratches.

CAUTION

KEEP ALL THE PARTS OUT OF CHILDREN'S REACH.

ITEM	HARDWARE LIST	QTY	SPARE QTY
①	JCBC SCREW M6 x 50mm 	4	
②	SPRING WASHER 1/4" 	4	
③	PAN HEAD SCREW M5 x 32mm 	7	
④	M4 ALLEN KEY (BALL SHAPE) LONG 	1	
⑤	WOOD DOWEL DIA 8 x 35MM 	8	

ITEM	PART LIST	QTY
Ⓐ	BACK REST 	1
Ⓑ	CUSHION SEAT 	1
Ⓒ	FRONT LEG 	1
Ⓓ	RAIL LEFT & RIGHT 	2

CODING

-241448

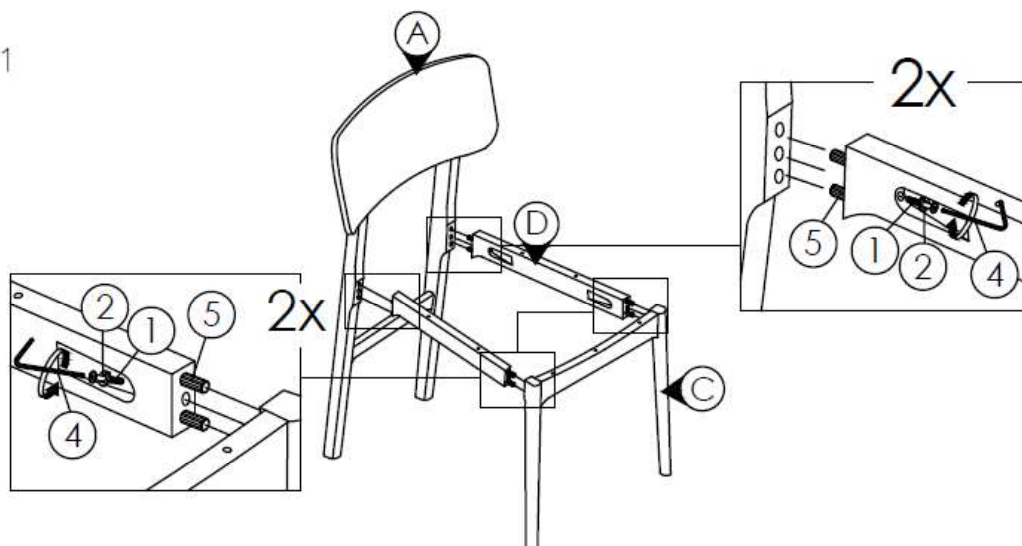
-241434



ISO 9001:2015
Reg. No. 000435-1-MEY-1-QM65

LUooma.com

Step 1



Step 2

