

## CODING

- 241396
- 241275
- 241066



ISO 9001:2015  
Reg. No. 000435-1-MY-1-QMS






nuhoom.com

Read the instructions carefully. Remove all the wrappings, staples and straps from the carton. Refer to the hardware and furniture part list for guidance. Make sure that you have all the parts before you start assembling. Place all the wooden furniture parts on a clean, flat and soft surface, such as a carpet or rubbermat to prevent scratches.

## CAUTION

KEEP ALL THE PARTS OUT OF CHILDREN'S REACH.

ITEM	HARDWARE LIST	QTY	SPARE QTY
(A)	JCBC SCREW M6 X 65MM 	4	
(B)	JCBC SCREW W M6 X 25MM 	4	
(C)	CHIPBOARD SCREW M4 X 25MM 	8	
(D)	CSK TAPPING SCREW M3 X 15MM 	4	
(E)	RUBBER WASHER 	4	
(F)	ALLEN KEY M4 	1	

ITEM	PHOTO	PART NAME	QTY
(1)		BACK REST	1
(2)		CHAIR LEG	2
(3)		CHAIR SEAT	1
(4)		CORNER BLOCK LONG	1
(5)		CORNER BLOCK SHORT	1

## CODING

- 241396
- 241275
- 241066



ISO 9001:2015  
Reg. No. 000435-1-MY-1-QMS

nuhoom.com

