


CODING
- 241374



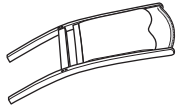
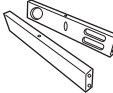
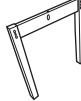

ISO 9001:2015
Reg. No. 000435-1-MY-1-QMS

nuhoom.com


Read the instruction carefully. Remove all the wrapping material, staples and straps from the carton. Refer to the hardware and furniture part list for guidance. Be sure that you have all the parts before you start assembling. Place all the wooden furniture part on a clean and flat soft surface, such as carpet or rubbermat to prevent from scratches.

CAUTION
KEEP ALL THE PARTS OUT OF REACH OF CHILDREN.

NO	PHOTO	HARDWARE LIST	QTY
A		JCBC Screw M6 x 40mm	6
B		Wood Dowel	4
C		M6 Spring Washer	6
D		CSK Screw M4 x 32mm	3
E		M4 Allen Key	1

ITEM	PHOTO	PART LIST	QTY
1		Backrest	1
2		Side Rail	2
3		Front Panel	1
4		Wooden Slat / Cushion	1

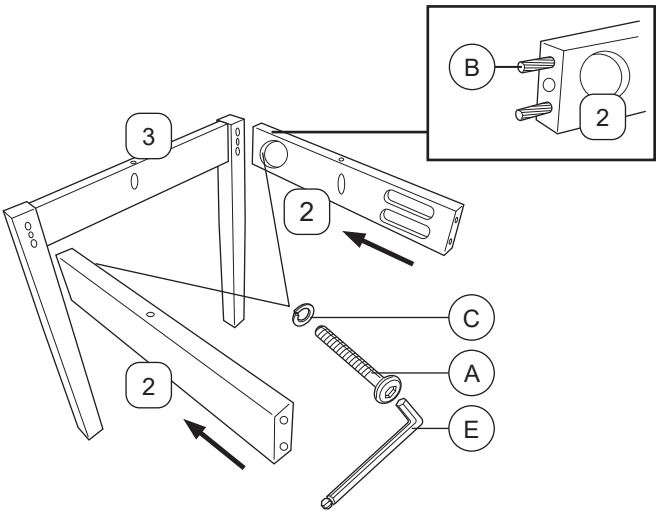
CODING
- 241374



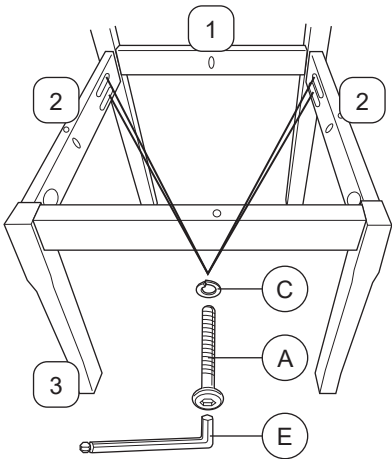
ISO 9001:2015
Reg. No. 000435-1-MY-1-QMS

nuhoom.com

1



2



3

