


CODING  
- 241373






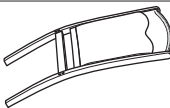
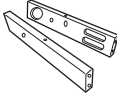




ISO 9001:2015  
Reg. No. 000435-1-MY-1-QMS

nuhoom.com


Read the instruction carefully. Remove all the wrapping material, staples and straps from the carton. Refer to the hardware and furniture part list for guidance. Be sure that you have all the parts before you start assembling. Place all the wooden furniture part on a clean and flat soft surface, such as carpet or rubbermat to prevent from scratches.

CAUTION  
KEEP ALL THE PARTS OUT OF REACH OF CHILDREN.

NO	PHOTO	HARDWARE LIST	QTY
A		JCBC Screw M6 x 30mm	2
B		JCBC Screw M6 x 40mm	8
C		M6 Spring Washer	10
D		CSK Screw M4 x 32mm	5
E		Wood Dowel	4
F		M4 Allen Key	1

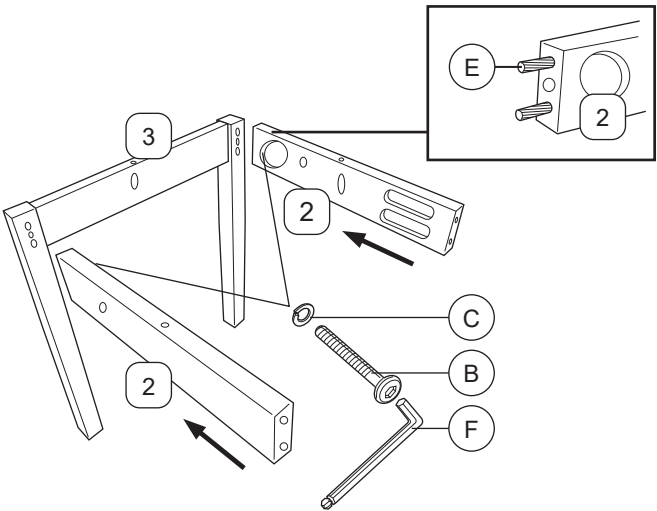
ITEM	PHOTO	PART LIST	QTY
1		Backrest	1
2		Side Rail	2
3		Front Panel	1
4		Wooden Slat / Cushion	1
5		Handrail	2
6		Handrail Support	2

CODING  
- 241373

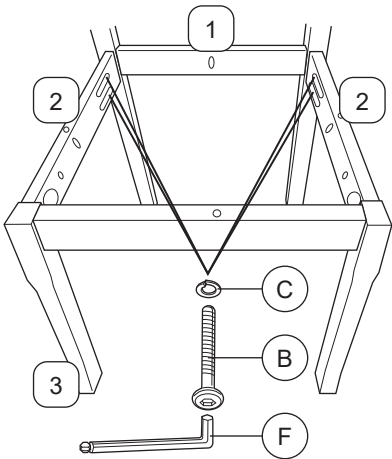


ISO 9001:2015  
Reg. No. 000435-1-MY-1-QMS

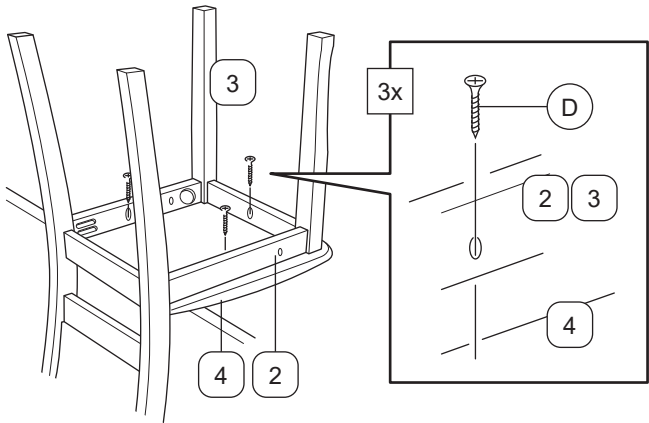
1



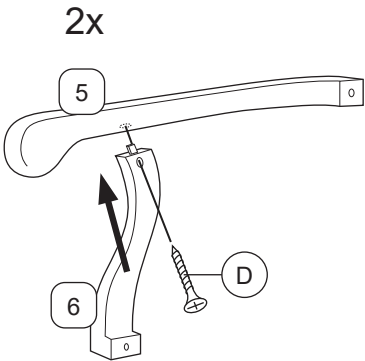
2




3



4



CODING  
- 241373



ISO 9001:2015  
Reg. No. 000435-1-MY-1-QMS

5

