

## CODING

-241140  
-241138  
-241139







ISO 9001:2015  
Reg. No. 000435-1-MY-1-QMS



nesthouz.com

Read the instruction carefully. Remove all the wrapping material. Staples and straps from the carton. Refer to the hardware and furniture part list for guidance. Be sure that you have all the parts before you start assembling. Place all the wooden furniture part on a clean and flat soft surface, such as carpet or rubbermat to prevent from scratches

## CAUTION

KEEP ALL THE PARTS OUT REACH OF CHILDREN

ITEM	HARDWARE LIST	QTY	SPARE QTY
①	JCBC M6 x 45 mm(Rainbow) 	3	
②	SPRING WASHER 	3	
③	FLAT WASHER 	3	
④	M4 ALLEN KEY (BALL SHAPE) LONG 	1	

ITEM	PART LIST	SPARE QTY
A	 BACK REST	1
B	 LEG FRAME	1

## CODING

-241140  
-241138  
-241139



ISO 9001:2015  
Reg. No. 000435-1-MY-1-QMS

nesthouz.com

1

