

## CODING

- 241109
- 241110
- 241111








ISO 9001:2015  
Reg. No. 000435-1-MY-1-QMS



LUooma.com

Read the instruction carefully. Remove all the wrapping material, staples and straps from the carton. Refer to the hardware and furniture part list for guidance. Be sure that you have all the parts before you start assembling. Place all the wooden furniture part on a clean and flat soft surface, such as carpet or rubbermat to prevent from scratches.

## CAUTION

KEEP ALL THE PARTS OUT OF REACH OF CHILDREN.

| ITEM | PHOTO   | HARDWARE NAME            | QTY |
|------|---|--------------------------|-----|
| Ⓐ    |  | Flat washer (Ø8 x 1mm)   | x 4 |
| Ⓑ    |  | Spring washer (Ø8 x 1mm) | x 4 |
| Ⓒ    |  | Bolt (M8 x 70mm)         | x 4 |
| Ⓓ    |  | Set pins (Ø6 x 30mm)     | x 4 |
| Ⓔ    |  | Allen key (6mmx80mm)     | x 1 |

| ITEM | PHOTO  | PART NAME          | QTY |
|------|--|--------------------|-----|
| ①    |  | Chair Seat         | x 1 |
| ②    |  | Wood Leg (H=395mm) | x 4 |

