

CODING
-233206
-233336



ISO 9001:2015
Reg. No. 000435-1-MY-1-QMS

nesthouz.com

Read the instruction carefully. Remove all the wrapping material, staples and straps from the carton. Refer to the hardware and furniture part list for guidance. Be sure that you have all the parts before you start assembling. Place all the wooden furniture part on a clean and flat soft surface, such as carpet or rubbermat to prevent from scratches.

CAUTION

KEEP ALL THE PARTS OUT OF REACH OF CHILDREN.

ITEM	PHOTO	HARDWARE NAME	QTY
(A)		JCBC BOLT M6 X 90MM (RB)	4 (+ 1 extra)
(B)		JCBC BOLT M6 X 70MM (RB)	2 (+ 1 extra)
(C)		JCBC BOLT M6 X 50MM (RB)	4 (+ 1 extra)
(D)		JCBC BOLT M6 X 30MM (RB)	4 (+ 1 extra)
(E)		SPRING WASHER 5/16" (RB)	14 (+ 2 extra)
(F)		FLAT WASHER 6 X 13MM (RB)	8 (+ 2 extra)
(G)		SCREW PIN 15 x 15MM	4 (+ 1 extra)
(H)		WOOD DOWEL 10 X 30MM	8 (+ 2 extra)
(I)		ALLEN KEY M4 (BALL SHAPE)	1
(J)		WOOD BUTTON (BIG)	2 (+ 1 extra)

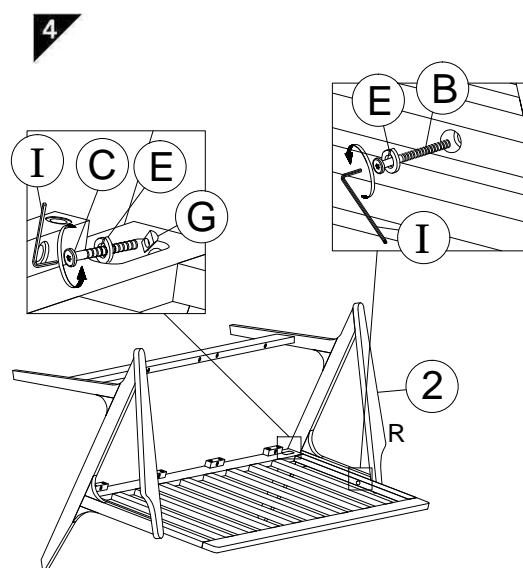
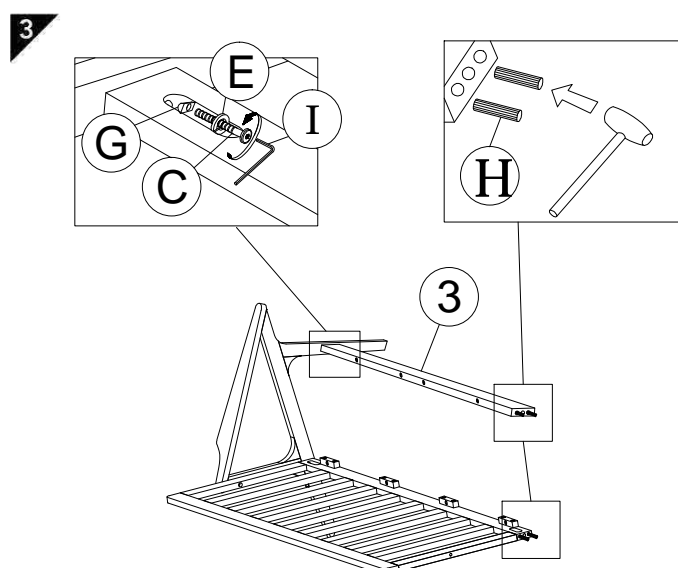
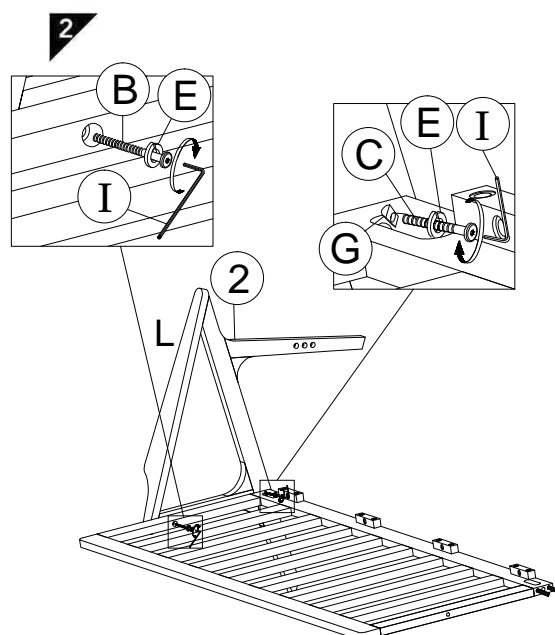
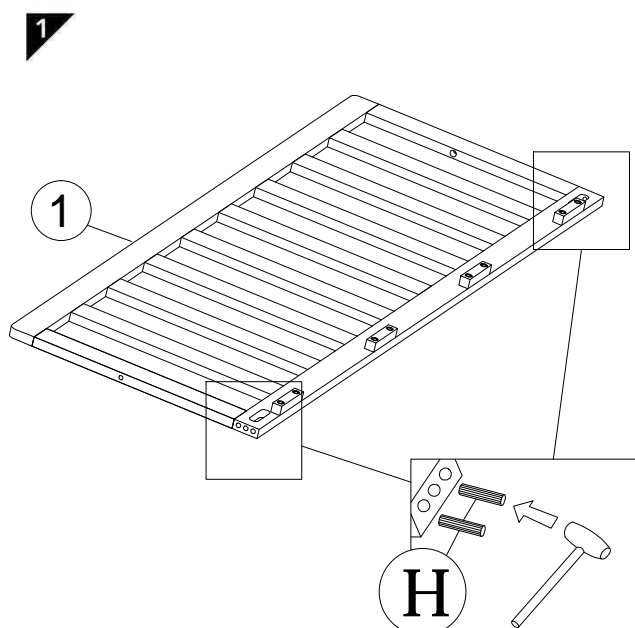
ITEM	PHOTO	PART NAME	QTY
(1)		CHAIR BACK	1
(2)		ARM LEG (L & R)	2
(3)		FRONT RAIL	1
(4)		SEAT FRAME	1
(5)		CUSHION BACK	3
(6)		CUSHION SEAT	3

CODING
-233206
-233336



ISO 9001:2015
Reg. No. 000435-1-MY-1-QMS

nesthouz.com



CODING
-233206
-233336



ISO 9001:2015
Reg. No. 000435-1-MY-1-QMS

nesthouz.com

