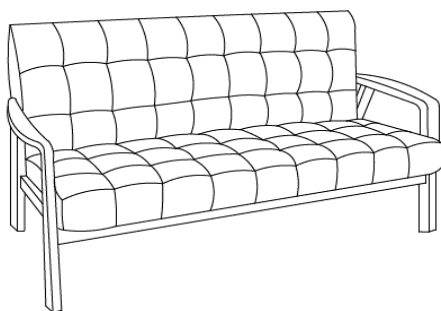


## LOADING

- 233035 - 233193
- 233036 - 233194
- 233065 - 233217
- 233029 - 233218
- 233176 - 233219
- 233189 - 233201
- 233190 - 233335



ISO 9001:2015  
Reg. No. 000435-I-MY-I-QMS

nuhoom.com

Read the instruction carefully. Remove all the wrapping material, staples and straps from the carton. Refer to the hardware and furniture part list for guidance. Make sure that you have all the parts before you start assembling. Place all the wooden furniture part on a clean, flat and soft surface, such as a carpet or rubbermat to prevent from scratches.

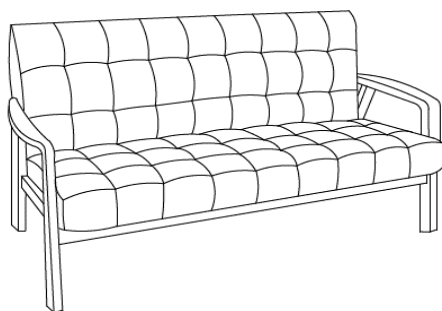
## CAUTION

KEEP ALL THE PARTS OUT OF REACH OF CHILDREN .

ITEM	PHOTO	HARDWARE NAME	QTY	ITEM	PHOTO	PARTS NAME	QTY
1		JCBC SCREW M8 x 60MM	6	A		BACK CUSHION	1
2		FLAT WASHER M8	6	B		SEAT CUSHION	1
3		ALLEN KEY M5	1	C		RAIL	1
4		BARREL NUT M8	2	D		ARM	2
5		WOOD DOWEL M10 x 40MM	2				
6		PLASTIC CAP	6				
7		CHIPBOARD SCREW M4 x 50MM	3				

## LOADING

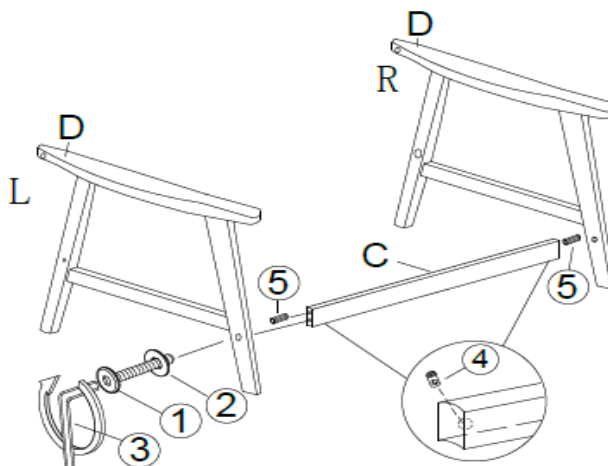
- 233035 - 233193
- 233036 - 233194
- 233065 - 233217
- 233029 - 233218
- 233176 - 233219
- 233189 - 233201
- 233190 - 233335



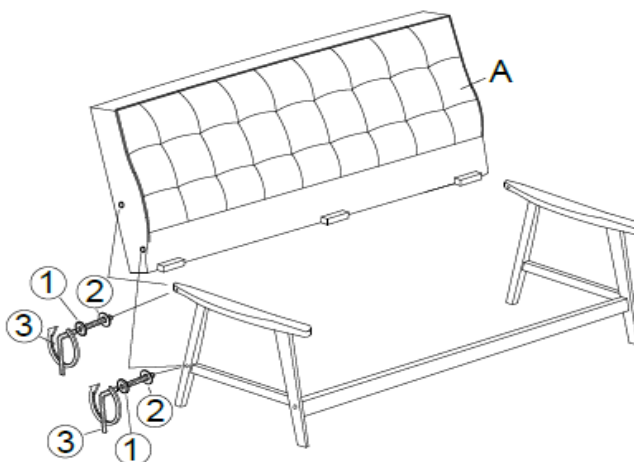
ISO 9001:2015  
Reg. No. 000435-I-MY-I-QMS

nuhoom.com

1



2



3

