


CODING
- 233311

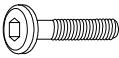





ISO 9001:2015
Reg.No.000435-1-MY-1-QMS

LUooma.com


Read the instructions carefully. Remove all the wrappings , staples and straps from the arton. Refer to the hardware and furniture part list for guidance. Make sure that you have all the parts before you start assembling. Place all the wooden furnityre parts on a clean, flat and soft surface, such as a carpet or rubbermat to prevent scrarches.

CAUTION
KEEP ALL THE PARTS OUT OF CHILDREN'S REACH.

ITEM	PHOTO	HARDWARE NAME	QTY
(A)		JCBC M6 x 30MM	12
(B)		M4 ALLEN KEY	1

ITEM	PHOTO	PART NAME	QTY
(1)		SOFA BODY	1
(2)		METAL LEG	4

CODING
- 233311



ISO 9001:2015
Reg.No.000435-1-MY-1-QMS

LUooma.com

