


CODING  
- 233310



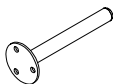


ISO 9001:2015  
Reg.No.000435-1-MY-1-QMS


fyndfurniture.com

Read the instructions carefully. Remove all the wrappings , staples and straps from the arton. Refer to the hardware and furniture part list for guidance. Make sure that you have all the parts before you start assembling. Place all the wooden furnityre parts on a clean, flat and soft surface, such as a carpet or rubbermat to prevent scrarches.

**CAUTION**  
**KEEP ALL THE PARTS OUT OF CHILDREN'S REACH.**

ITEM	PHOTO	HARDWARE NAME	QTY
(A)		JCBC M6 x 25MM	24
(B)		M4 ALLEN KEY	1
(C)		SOFA LEG	8

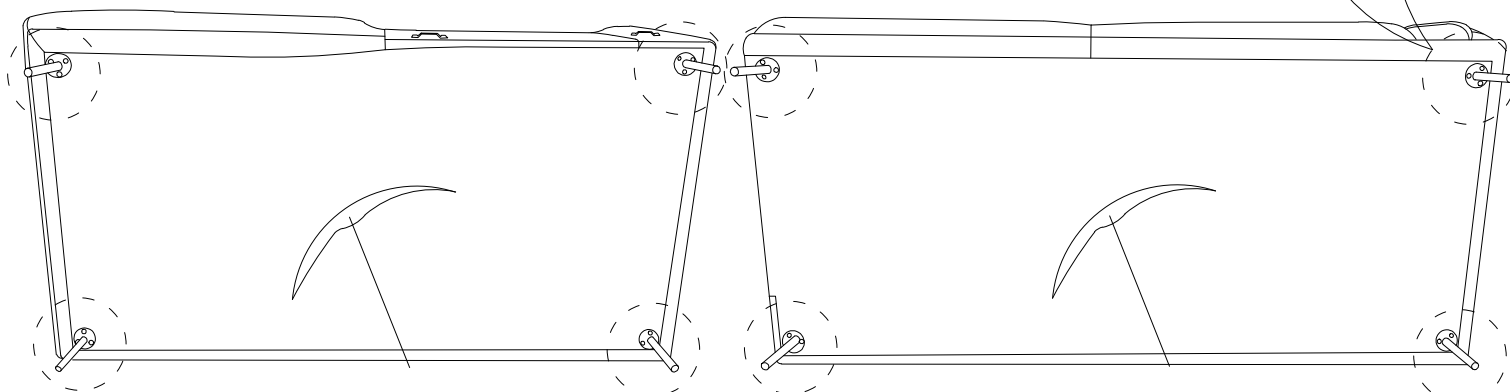
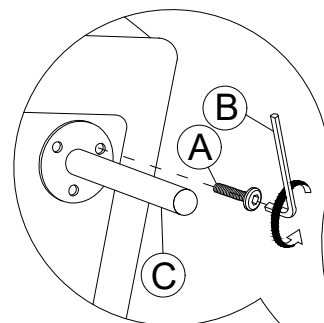
CODING  
- 233310



ISO 9001:2015  
Reg.No.000435-1-MY-1-QMS

fyndfurniture.com

1



LEG AT BOTTOM  
OF THE SOFA

LEG AT BOTTOM  
OF THE SOFA

2

