

CODING
- 233304



ISO 9001:2015
Reg. No. 000435-1-MY-1-QMS

nesthouz.com

Read the instructions carefully. Remove all the wrappings, staples and straps from the carton. Refer to the hardware and furniture part list for guidance. Make sure that you have all the parts before you start assembling. Place all the wooden furniture parts on a clean, flat and soft surface, such as a carpet or rubbermat to prevent scratches.

CAUTION
KEEP ALL THE PARTS OUT OF CHILDREN'S REACH.

ITEM	PHOTO	HAREWARE NAME	QTY
(A)		JCBB BOLT M6 X 90MM	2
(B)		JCBB BOLT M6 X 70MM	2
(C)		JCBB BOLT M6 X 50MM	2
(D)		SPRING WAHSER M6	6
(E)		FLAT WASHER M6 13MM	6
(F)		JCBC BOLT M6 X 40	1
(G)		CSK M4 38MM	12
(H)		BARREL NUT M6 X 18MM	2
(I)		WOOD DOWEL M10 X 40MM	4
(J)		WOOD BUTTON	6
(K)		WOOD DOWEL M10 X 30MM	1

ITEM	PHOTO	PARTS NAME	QTY
(1)		Body	1
(2)		Seat	1
(3)		Arm Rest L&R	2
(4)		Apron	1
(5)		Center Support Leg	1

CODING
- 233304

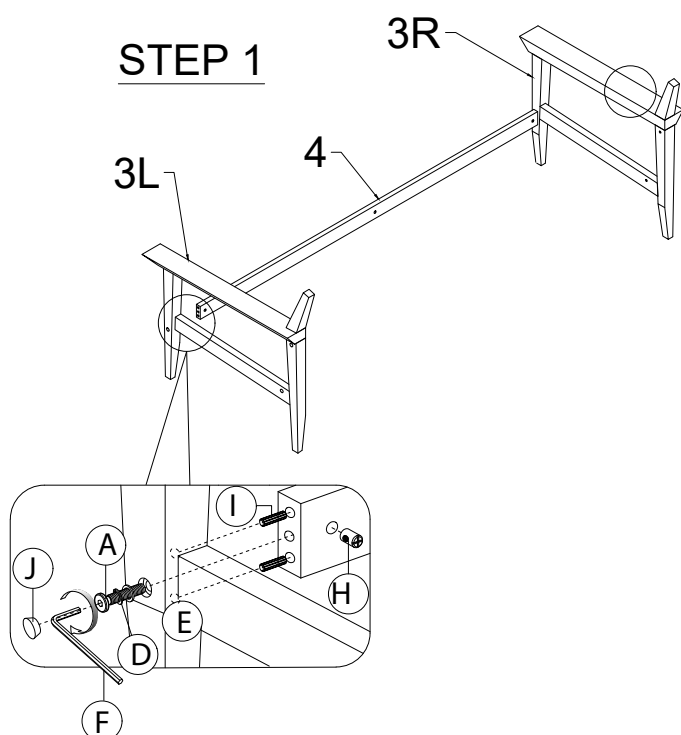


ISO 9001:2015
Reg. No. 000435-1-MY-1-QMS

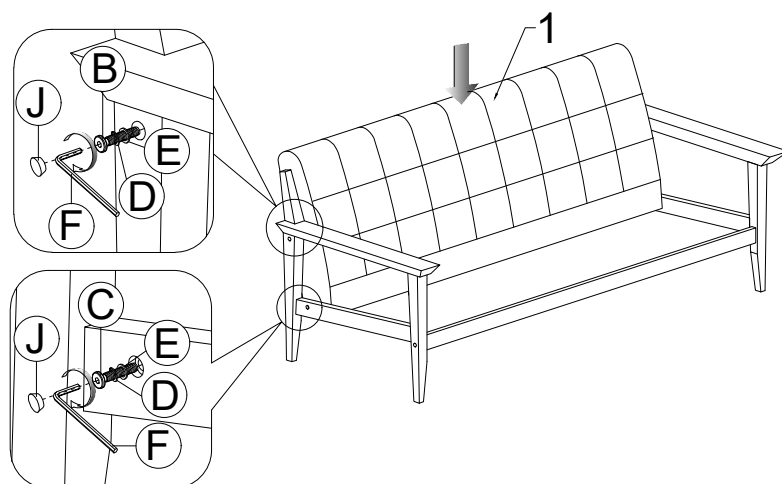
nesthouz.com

1

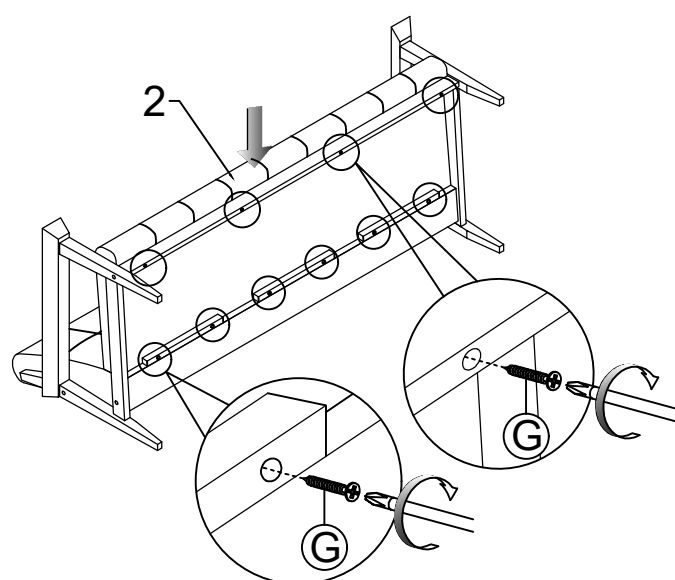
STEP 1



2



3



4

