

CODING
232197
232199



ISO 9001:2015
Reg. No. 000051-MY-1-QMS

nesthouz.com

Read the instructions carefully. Remove all the wrappings , staples and straps from the carton. Refer to the hardware and furniture part list for guidance. Make sure that you have all the parts before you start assembling. Place all the wooden furniture parts on a clean, flat and soft surface, such as a carpet or rubbermat to prevent scratches.

CAUTION
KEEP ALL THE PARTS OUT OF CHILDREN'S REACH.

ITEM	PHOTO	HAREWARE NAME	QTY
Ⓐ		JCBC BOLT M6x60mm	4
Ⓑ		JCBC BOLT M6x70mm	2
Ⓒ		JCBC BOLT M6x20mm	2
Ⓓ		SPRING WASHER	6
Ⓔ		FLAT WASHER	6
Ⓕ		BARREL NUT	2
Ⓖ		WOOD DOWEL M8x30MM	4
Ⓗ		WOOD BUTTON	6
Ⓘ		CSK SCREW M4x38MM	3
Ⓙ		ALLEN KEY M4	1

ITEM	PHOTO	PARTS NAME	QTY
①		CUSHION BACK	1
②		CUSHION SEAT	1
③		APRON	1
④		LEG L&R	2

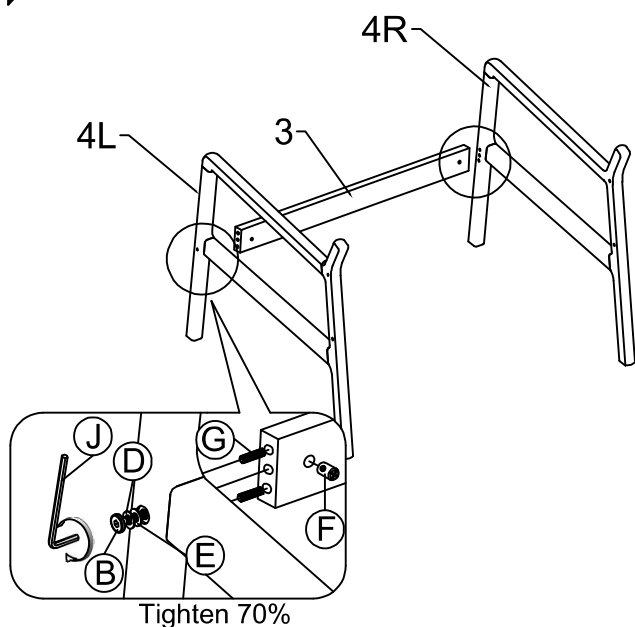
CODING
232197
232199



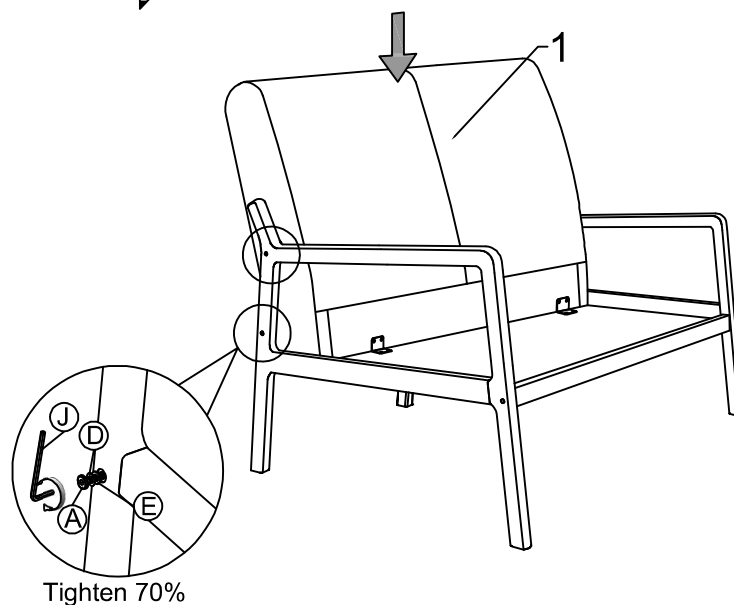
ISO 9001:2015
Reg. No. 00005-1-MKT-1-QM

nesthouz.com

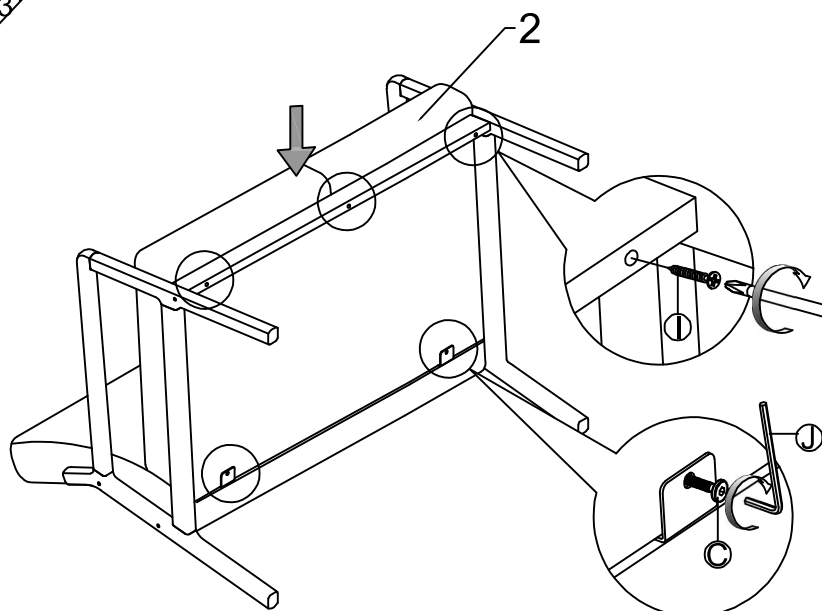
1



2



3



4

