

## CODING

- 232119
- 232120















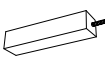
ISO 9001:2015  
Reg. No. 000435-1-MY-1-QMS

**nesthouz.com**

Read the instructions carefully. Remove all the wrappings, staples and straps from the carton. Refer to the hardware and furniture part list for guidance. Make sure that you have all the parts before you start assembling. Place all the wooden furniture parts on a clean, flat and soft surface, such as a carpet or rubbermat to prevent scratches.

KEEP ALL THE PARTS OUT OF CHILDREN'S REACH.

ITEM	PHOTO	HAREWARE NAME	QTY
(A)		Hex Wrench	1
(B)		Bolt	4
(C)		Plastic Washer	2
(D)		CSK Screw	2

ITEM	PHOTO	PARTS NAME	QTY
(1)		Left Arm	1
(2)		Right Arm	1
(3)		Black Panel	1
(4)		Front Panel	1
(5)		Seater Base	1
(6)		Back Cushion	2
(7)		Seater Cushion	1
(8)		Wooden Leg	4
(9)		Wooden Support leg	2

## CODING

- 232119
- 232120



ISO 9001:2015  
Reg. No. 000435-1-MY-1-QMS

nesthouz.com

