

## CODING

-232062




-232091




ISO 9001:2015  
Reg. No. 000435-1-MY-1-QMSfynd.  
FURNITURE

Read the instruction carefully. Remove all the wrapping material. Staples and straps from the carton. Refer to the hardware and furniture part list for guidance. Be sure that you have all the parts before you start assembling. Place all the wooden furniture part on a clean and flat soft surface, such as carpet or rubbermat to prevent from scratches

## CAUTION

KEEP ALL THE PARTS OUT REACH OF CHILDREN

ITEM	HARDWARE LIST	QTY
1	JCBC M6 x 20 mm 	16
2	SPRING WASHER 	16
3	M4 ALLEN KEY (BALL SHAPE) LONG 	1

ITEM	PART LIST	QTY
A	CUSHION BODY 	1
B	Front leg 	2
C	Back leg 	2

## CODING

-232062

-232091



ISO 9001:2015  
Reg. No. 000435-1-MY-1-QMS

fynd.  
FURNITURE

1

