

CODING  
-231262  
-231375



ISO 9001:2015  
Reg. No. 000435-I-MY-I-QMS

nesthouz.com

Read the instruction carefully. Remove all the wrapping material, staples and straps from the carton. Refer to the hardware and furniture part list for guidance. Be sure that you have all the parts before you start assembling. Place all the wooden furniture part on a clean and flat soft surface, such as carpet or rubbermat to prevent from scratches.

#### CAUTION

KEEP ALL THE PARTS OUT OF REACH OF CHILDREN.

| ITEM | PHOTO | HARDWARE NAME             | QTY              |
|------|-------|---------------------------|------------------|
| (A)  |       | JCBC BOLT M6 X 90MM (RB)  | 2<br>(+1 extra)  |
| (B)  |       | JCBC BOLT M6 X 70MM (RB)  | 2<br>(+1 extra)  |
| (C)  |       | JCBC BOLT M6 X 50MM (RB)  | 4<br>(+1 extra)  |
| (D)  |       | JCBC BOLT M6 X 30MM (RB)  | 2<br>(+1 extra)  |
| (E)  |       | SPRING WASHER 5/16" (RB)  | 10<br>(+2 extra) |
| (F)  |       | FLAT WASHER 6 X 13MM (RB) | 4<br>(+1 extra)  |
| (G)  |       | SCREW PIN 15 x 15MM       | 4<br>(+1 extra)  |
| (H)  |       | WOOD DOWEL M10 x 30MM     | 8<br>(+2 extra)  |
| (I)  |       | ALLEN KEY (BALL SHAPE)    | 1                |
| (J)  |       | WOOD BUTTON (BIG)         | 2<br>(+1 extra)  |

| ITEM | PHOTO | PART NAME         | QTY |
|------|-------|-------------------|-----|
| ①    |       | CHAIR BACK        | 1   |
| ②    |       | ARM LEG ( L & R ) | 2   |
| ③    |       | FRONT RAIL        | 1   |
| ④    |       | CHAIR FRAME       | 1   |
| ⑤    |       | CUSHION BACK      | 1   |
| ⑥    |       | CUSHION SEAT      | 1   |

CODING

-231262

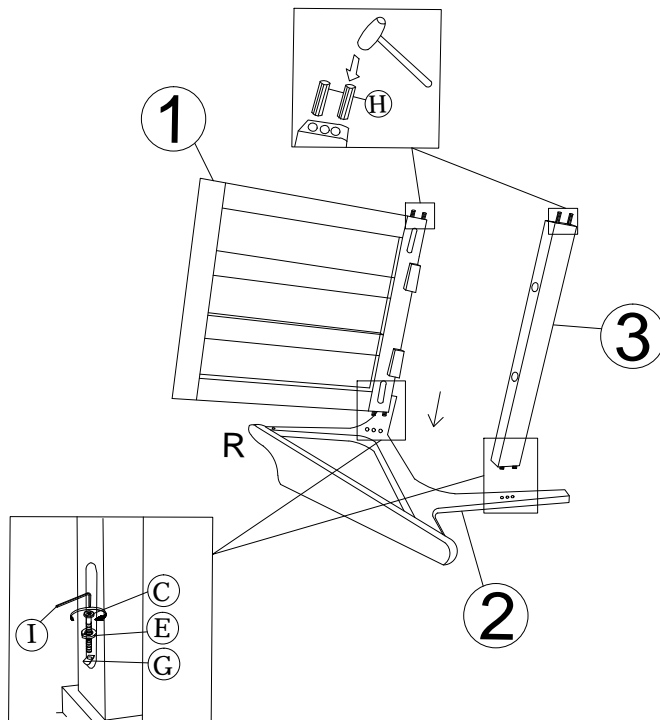
-231375



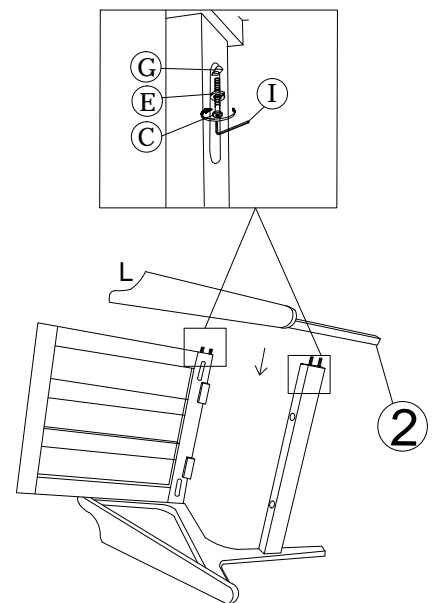
ISO 9001:2015  
Reg. No. 000435-1-MY-1-QMS

nesthouz.com

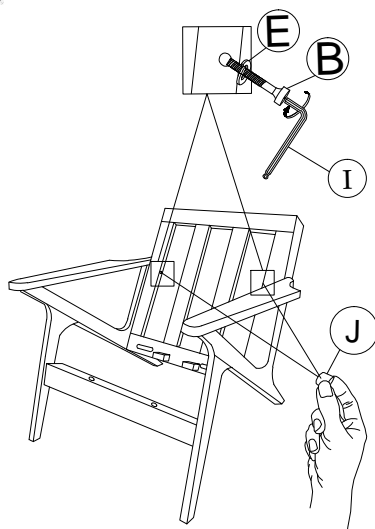
1



2



3



4

